



LUCKY CORE INDUSTRIES

Formerly ICI Pakistan Limited



Improving Lives



Contents

Lucky Core Industries Limited

Company Information	02
---------------------	----

Condensed Interim Unconsolidated Financial Information

Review of the Directors Unconsolidated (English/اردو)	03
Auditors' Report to Members on Review of Interim Financial Information	20
Statement of Financial Position	21
Statement of Profit or Loss	22
Statement of Other Comprehensive Income	23
Statement of Changes in Equity	24
Statement of Cash Flows	25
Notes to the Financial Statements	26

Condensed Interim Consolidated Financial Information

Review of the Directors Consolidated (English/اردو)	37
Statement of Financial Position	39
Statement of Profit or Loss	40
Statement of Other Comprehensive Income	41
Statement of Changes in Equity	42
Statement of Cash Flows	43
Notes to the Financial Statements	44

Company's Information

Board of Directors

Muhammad Sohail Tabba	Chairman (Non-Executive)	Asif Jooma	Chief Executive
Muhammad Ali Tabba	Vice Chairman (Non-Executive)	Khawaja Iqbal Hassan	Independent
Jawed Yunus Tabba	Non-Executive	Muhammad Abid Ganatra	Executive
Amina A. Aziz Bawany	Non-Executive	Syed M. Shabbar Zaidi	Independent

Audit Committee

Syed M. Shabbar Zaidi	Chairman
Khawaja Iqbal Hassan	Member
Muhammad Ali Tabba	Member
Jawed Yunus Tabba	Member

HR & Remuneration Committee

Khawaja Iqbal Hassan	Chairman
Muhammad Sohail Tabba	Member
Muhammad Ali Tabba	Member
Jawed Yunus Tabba	Member
Asif Jooma	Member

Chief Financial Officer

Atif Aboobukar

Company Secretary

Laila Bhatia Bawany

Head of Internal Audit

Khalid Munif Khan

Executive Management Team

Asif Jooma
Chief Executive

Atif Aboobukar*
Chief Financial Officer

Nauman Shahid Afzal
Vice President, Polyester

Arshaduddin Ahmed
Vice President, Chemicals & Agri Sciences

Laila Bhatia Bawany
General Counsel, Company Secretary and Head of Corporate Communications & Public Affairs

Muhammad Abid Ganatra
Vice President, Soda Ash

Eqan Ali Khan
General Manager, Strategy, Business Development & Innovation

Aamer Mahmud Malik
Vice President, Pharmaceuticals

Farrukh Rasheed
General Manager, Human Resources & Administration

**Alphabetised by last name*

Bankers

Allied Bank Limited
Allied Bank Limited – Islamic Banking Group
Askari Bank Limited
Askari Ikhlas – Islamic Banking
Bank Al Habib Limited
Bank Al Habib – Islamic Banking
Bank Alfalah Limited
Bank Alfalah Limited – Islamic Banking Group
Bank Islami Pakistan Limited
Bank of Khyber
Bank of Punjab
Citibank N.A.
Faysal Bank Limited
Habib Bank Limited
Habib Bank Limited – Islamic Banking
Habib Metropolitan Bank Limited
Habib Metropolitan Bank – Sirat Islamic
Industrial and Commercial Bank of China Limited
MCB Bank Limited
MCB – Islamic Bank Limited
Meezan Bank Limited
National Bank of Pakistan
Samba Bank Limited
Standard Chartered Bank (Pakistan) Limited
Standard Chartered Bank (Pakistan) Limited – Saadiq
United Bank Limited
UBL Ameen

Registered Office

5 West Wharf,
Karachi-74000
Tel: 111-100-200, (021) 32313717-22
Website: www.luckycore.com

Shares Registrar

FAMCO Associates (Private) Limited
8-F, Next to Hotel Faran, Nursery,
Block-6, P.E.C.H.S.
Shahrah-e-Faisal, Karachi.
Tel: (021) 34380101-5
Fax: (021) 34380106

Auditors

External Auditors
EY Ford Rhodes
Chartered Accountants

Legal Advisor

Imran Mushtaq & Company
78-B, Mozang Road (opp. British
Council), Lahore
Tel: (042) 36298184-5
Fax: (042) 36298186

Review of the Directors

for the six months ended December 31, 2022 - Unconsolidated

The Directors are pleased to present their review, together with the unaudited financial statements of the Company, for the quarter and six months ended December 31, 2022.

During the period under review, the Company changed its name from ICI Pakistan Limited to Lucky Core Industries Limited with effect from December 23, 2022. Drawing on the Company's core strengths, the new brand name embodies the Company's central role in Delivering Enduring Value through a diverse portfolio of essential products that are the 'core' of almost every industry and a part of every home in Pakistan. The new identity allows for enhanced alignment with its majority shareholder Lucky Group while drawing on the brand strength of its parent company, Lucky Cement Limited, a part of the Yunus Brothers Group (YBG) – a leading and diversified Pakistani conglomerate.

Net Turnover for the quarter at PKR 25,182 million is 16% higher compared to the same period last year (SPLY) primarily resulting from additional volumes from the Soda Ash business following the successful commissioning of the 75,000 tonnes per annum (TPA) Soda Ash expansion project. Additional volumes coupled with cost push price adjustments due to significant energy and inflationary increases on account of the devaluation of the Pak Rupee and global commodity supercycle led to higher revenue by 67% versus the SPLY. Revenues of the Animal Health and Pharmaceuticals businesses increased by 28% and 6% respectively whereas the Polyester and Chemical & Agri Sciences businesses witnessed a decline of 9% and 6% respectively versus the SPLY.

The Operating Result for the quarter at PKR 2,204 million is 31% below the SPLY owing to the global and domestic economic slowdown. The situation in Pakistan was further exacerbated by the ongoing currency crisis and increase in inflation and interest rates. The Polyester, Chemicals & Agri Sciences and Pharmaceuticals businesses remained under pressure with a decline in Operating Results by 96%, 46% and 9% respectively from the SPLY. The Soda Ash and Animal Health businesses continued their positive momentum from the previous quarter, with an increase in Operating Results by 40% and 21% respectively compared to the SPLY.

Net Turnover for the six months under review at PKR 49,414 million is 24% higher compared to the SPLY. Revenue from the Soda Ash, Animal Health, Pharmaceuticals and Polyester businesses was higher by 75%, 22%, 5% and 4% respectively, as compared to the SPLY. Revenue of the Chemical & Agri Sciences business fell by 6% in comparison to the SPLY.

The Operating Result for the six months period under review at PKR 5,297 million is 7% lower than the SPLY. The Soda Ash and Animal Health businesses delivered higher Operating Results by 65% and 13% respectively as compared to the SPLY, whereas the Polyester, Chemicals & Agri Sciences and Pharmaceuticals businesses posted a decline in Operating Results by 69%, 44% and 13% as compared to the SPLY.

During the period under review, the Company's businesses continued to face macroeconomic challenges, including demand contraction in downstream markets, cost push due to the impact of higher oil prices, devaluation of the Pak Rupee against the US Dollar, business-specific import restrictions, tax regime changes and volatility in global commodity prices.

Monetary tightening measures introduced at the start of the current fiscal year, have further intensified in this quarter, causing a significant slowdown in economic activity across the country. With forex reserves plummeting to an alarmingly low level, industries are struggling to secure supplies of imported components and machinery spares for uninterrupted business operations. The socio-economic aftermath of the catastrophic monsoon flooding which led to large-scale loss of livelihood (employment, livestock and harvests) continue to be felt in the form of rising food costs and unemployment. These combined with higher energy costs, rising inflation, higher borrowing costs and devaluation of the local currency resulted in significant demand curtailment which remained a key challenge during the period.

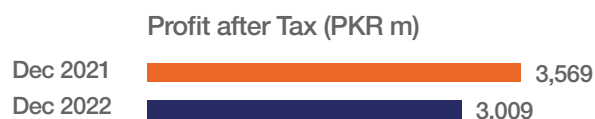
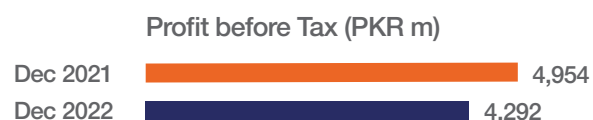
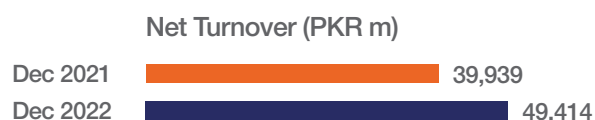
On September 16, 2022, the Company entered into a Share Purchase Agreement with Morinaga Milk Industry Co. Ltd Japan (Morinaga Milk), whereby Morinaga Milk agreed to the purchase of 21,763,125 ordinary shares of Nutrico Morinaga Private Limited (NMPL) from the Company, constituting approximately 26.5% of the issued and paid up share capital of NMPL at an aggregate price of USD 45,082,657 (approximately US Dollar 2.07 per share). In January 2023 the Company successfully concluded the sale. As a consequence of the said transaction, the Company continues to hold approximately 24.5% of the issued and paid up capital of NMPL, whilst Morinaga Milk's shareholding has increased to 51% of the issued and paid up share capital of NMPL.

During the period under review, the Company submitted a binding bid in relation to the acquisition of approximately 75.01% of the issued and paid up capital of Lotte Chemical Pakistan Limited, comprising 1,135,860,105 ordinary shares. On January 16, 2023, the Company received a confirmation from Lotte Chemical Corporation, South Korea that their board of directors has approved the said sale to the Company.

Profit after Tax (PAT) for the six months period under review at PKR 3,009 million is 16% lower than the SPLY on account of lower Operating Results, increase in finance costs and higher exchange loss slightly offset by dividend income of PKR 300 million from Lucky Core PowerGen Limited (formerly ICI Pakistan PowerGen Limited – a wholly owned subsidiary). The increase in finance cost was the result of an increase in policy rate as compared to the SPLY and increased debt levels to support higher working capital requirements owing to an increase in commodity prices coupled with a 32% devaluation of the Pak Rupee against the US Dollar from the SPLY. The profitability was further adversely impacted by an increase in the effective tax rate due to the imposition of a Super Tax as part of the Federal Budget 2022-23.

Earnings per Share (EPS) for the six months period under review at PKR 32.58 is 16% lower than the SPLY.

		Six Months Ended Dec'22	Six Months Ended Dec'21
Net Turnover	(PKR million)	49,414	39,939
Profit before Taxation	(PKR million)	4,292	4,954
Profit after Taxation	(PKR million)	3,009	3,569
Earnings per Share	(PKR)	32.58	38.65



Polyester Staple Fibre Business (PSF)

Net Turnover (PKR m)		Operating Result (PKR m)	
Dec 2021	<div><div></div></div> 16,978	Dec 2021	<div><div></div></div> 1,974
Dec 2022	<div><div></div></div> 17,629	Dec 2022	<div><div></div></div> 612

During the period under review, the ongoing Russia-Ukraine conflict disrupted the global supply chain fuelling product shortages and resulting in a substantial increase in energy and food prices compared to the SPLY.

Net Revenue of the Polyester business for the six months period under review was higher by 4% against the SPLY. The increase was attributable to higher PSF prices due to the devaluation of the Pak Rupee and higher feedstock prices. The impact of higher selling prices was muted due to lower sales volumes as downstream markets witnessed a significant slowdown owing to challenging economic conditions both locally and internationally. Consequently, the Operating Result at PKR 612 million is 69% lower compared to the SPLY due to the aforesaid demand dip, higher energy costs, and a reduction in energy subsidy by the Government to the textile sector.

During the six months under review, the crude oil average price was up by 22% as compared to the SPLY. Tracking strong crude oil prices, PX and PTA average prices increased by 15% and 14% respectively as compared to the SPLY. In contrast, on account of increased supply, the average price of MEG decreased by 30% as compared to the SPLY. Additionally, the 32% devaluation of the Pak Rupee against the US Dollar has resulted in a corresponding 30% increase in the average price of domestic PSF as compared to the SPLY.

Fuel prices followed an upward trajectory whereby a hike of 18% and 48% was observed in coal and furnace oil prices, respectively. Moreover, from October 2022, the price of gas to the textile sector has been increased to USD 9 per MMBtu from USD 6.5 per MMBtu, which along with the rupee devaluation has resulted in a significant increase of 40% in energy cost compared to the SPLY.

On the cotton front, the looming global recession adversely impacted textile markets. The average price of international cotton decreased by 8%, as compared to the SPLY. However, in Pakistan, the devastating impact of recent flooding has tightened the availability of domestic cotton causing the average price to increase by 24%, as compared to the SPLY.

Going forward, in line with the International Monetary Fund's annual outlook, demand for textiles is expected to remain bleak, with one-third of the world anticipated to be in recession in 2023. Domestic market demand is expected to remain on the slower side due to ongoing economic challenges. However, the upcoming lunar new year has led to some improvement in buying activities in China, which is expected to positively impact PSF markets in the short term. Moreover, a gradual improvement to the domestic demand outlook is expected in the medium term, post-revival of the IMF programme.

Soda Ash Business




During the six months under review, the sales volume of the business witnessed a 6% growth compared to the SPLY. Despite the economic slowdown and flood induced disruptions across the country domestic sales volumes grew by 14%.

The Soda Ash business' Operating Result at PKR 3,296 million, is 65% higher than the SPLY for the six month period. However, the business faced considerable challenges, including but not limited to, supply chain disruptions, a rise in the cost of doing business due to the constant devaluation of the Pak Rupee and escalating commodity prices for major input and energy sources including coal, coke and RLNG, along with both higher domestic and sea freight. The business was able to overcome the impact of these challenges through productivity, efficiency, and cost reduction measures coupled with margin management on the back of higher sales volume and efficient plant operations.

On the domestic front, the business anticipates a sluggish outlook in downstream segments resulting from the economic slowdown in the country owing to devaluation, inflation and the diminishing purchasing power of consumers.

On the exports front, the business has further expanded its footprint in new export markets and will continue its efforts to expand into global markets on the back of falling freight rates to various export destinations.

Pharmaceuticals Business







The Pharmaceutical Industry has been significantly impacted by the 32% devaluation of the Pak Rupee against the US Dollar versus the SPLY. This together with an increase in the prices of imported raw and packing materials during the period under review, has led to a significant increase in the cost of goods sold. The imposition of sales tax on all pharmaceutical inputs and output has further burdened the industry with costs, which cannot be passed on to the consumers due to regulatory controls by the Federal Government. Persistently soaring inflation has reduced the consumer's purchasing power, leading to further challenges across the Pharmaceutical sector.

During the period under review, the Pharmaceuticals business achieved a Net Turnover of PKR 4,447 million, which is 5% higher than the SPLY. This was largely attributable to a better product mix, partially offset by a fall in sales volumes.

The Operating Result for the six months under review declined to PKR 564 million, which is lower by 13% compared to the SPLY.

The immediate outlook for the pharmaceutical industry appears challenging owing to a continuing decline in profitability on account of the currency devaluation and an increase in prices of imported raw materials. The decline in profitability is making it difficult for pharmaceutical companies to invest in new therapeutic solutions to help patients in the evolving disease landscape. In the short term, it is expected that in the absence of any price relief by the government, some life-saving pharmaceutical products will become unfeasible to manufacture, thus depriving patients of affordable medicines.

Animal Health Business

Net Turnover (PKR m)		Operating Result (PKR m)	
Dec 2021	 2,676	Dec 2021	 396
Dec 2022	 3,263	Dec 2022	 449

The Animal Health Industry has been negatively affected by the prevailing economic conditions. Delays in the supply of raw and packing materials owing to import restrictions and banking difficulties continue to impact the end-to-end supply chain of the business. This coupled with an increase in the cost of commodities, continuous devaluation of the Pak Rupee and increased cost of financing, and higher local input costs caused by persistently high inflation, have led to increased cost of production and erosion of margins. Moreover, the recent imposition of sales tax on finished goods has further increased the cost of doing business.


The business achieved a Net Turnover of PKR 3,263 million for the six months under review, which is 22% higher than the SPLY. The Operating Result for the same period was PKR 449 million higher reflecting a 13% increase compared to the SPLY. The business was able to deliver growth through the strong performance of its locally manufactured Farmer's Choice portfolio, in both the livestock and poultry segments. Furthermore, an overall efficient product mix resulted in increased profitability for the business.

The business remains on track to deliver growth despite market challenges through a robust portfolio of products catering to the Livestock and Poultry segments. The business secured two tenders in collaboration with the United Nations' Food and Agriculture Organisation (FAO) for the rehabilitation of flood-affected areas of Pakistan.

The increase in the cost of goods sold and the selling price of feed, medicine, utilities and other inputs have minimised the margins for poultry and livestock farmers and also created a liquidity crunch. Farmers are ultimately looking for cheaper animal health solutions for their livestock. Further during the month of November and December 2022, broiler farmers were working at break-even and avoided housing new flocks, this has resulted in a reduction in the demand for day-old chicks and ultimately the requirement for vaccines.

Going forward, rising costs of doing business, uncertain macroeconomic policies, and supply chain disruptions are expected to adversely impact the business in the short term.

Chemicals & Agri Sciences Business



The Net Turnover and Operating Result for the six months period under review at PKR 4,701 million and PKR 377 million, are lower by 6% and 44% compared to the SPLY, respectively. The performance of Chemicals business was negatively impacted by deteriorating external and internal factors. Volatility in global commodity prices, monetary tightening measures, energy shortages, inflationary pressures, increased interest rates, import restrictions to curb the trade deficit, monsoon floods and political uncertainty have severely jolted the domestic business environment.

These challenges have resulted in an economic slowdown across the country resulting in significant demand curtailment in major sectors, translating into lower off-takes, depressed margins, plant shutdowns, inventory pileups and liquidity constraints across multiple industries.

The Masterbatches segment, however, showed resilience and posted a volumetric growth of 11% against the SPLY. The business continued its focus on new product development and technical excellence while cementing its position as a trusted and quality supplier.

Despite catastrophic monsoon flooding across the country, the Agri Sciences business provided much needed respite and strove to effectively drive the business through strategic improvisation while leveraging on its diversified product portfolio.

Going forward, the aforementioned challenges are expected to keep the business profitability under pressure. However, the business is committed to maintaining its focus on operational excellence and cost optimisation.

Future Outlook

In its latest annual economic outlook, the IMF has projected weak economic growth globally for the year 2023, caused by high inflation, aggressive monetary tightening, and uncertainties resulting from the Russia-Ukraine conflict. Supporting this outlook is the declining economic activity across the primary contributors of global growth; USA, Europe and China.

Pakistan's economy also faces mounting pressures on account of the aforementioned global situation coupled with a highly fragile domestic scenario, with forex reserves barely covering one month of imports, looming external debt repayments and a delay in the resumption of its loan programme with the IMF. Challenges resulting from depleting foreign reserves, high-interest rates, and inflation, coupled with continuing trade deficit further compounded the aftershocks of the unprecedented monsoon flooding. Import curbs in the form of restrictions on the opening of LCs for raw materials and spares along with delays in payments to foreign suppliers have threatened uninterrupted business operations. Owing to these challenging circumstances, World Bank in its latest review has downgraded its GDP outlook for Pakistan to 2% for FY 2023.

Going forward, the economic outlook is expected to be shaped largely by the revival of the IMF programme, restoration of political stability, flood relief support from the international community, and support from friendly countries along with the continued implementation of reforms aimed at stabilising the economy to restore fiscal and external buffers. However, with the revival of the IMF loan programme, another wave of inflation is expected in the form of high energy prices, imposition of additional taxes, depreciation of the local currency, increase in interest rates and reduction in government spending which may lead to further demand curtailment and economic slowdown.

Going ahead, the above factors will continue to pose a threat to overall industrial activity and concomitantly the demand for the Company's products. Lucky Core Industries Limited is nevertheless committed to minimising these adverse impacts by leveraging on its diverse product portfolio and cost rationalisation efforts to provide sustainable results through mitigation efforts for the benefit of its stakeholders.

Composition of the Board

In line with the requirements of the Listed Companies (Code of Corporate Governance) Regulations, 2019, the Company encourages the representation of Independent and Non-Executive Directors, as well as gender diversity, on its Board.

The current composition of the Board is as follows:

Total number of Directors:


- (a) Male: 7
- (b) Female: 1

Composition:

- (i) Independent Directors: 2
- (ii) Non-Executive Directors: 4
- (iii) Executive Directors: 2



Muhammad Sohail Tabba
Chairman / Director
Dated: January 25, 2023
Karachi



Asif Jooma
Chief Executive

بورڈ کی موجودہ تشکیل درج ذیل ہے:

ڈائریکٹرز کی کل تعداد:

(الف) مرد: 7

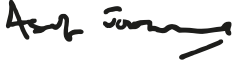
(ب) خواتین: 1

تشکیل:

(i) آزاد ڈائریکٹرز: 2

(ii) نان ایگزیکٹو ڈائریکٹرز: 4

(iii) ایگزیکٹو ڈائریکٹرز: 2



آصف جمعہ
چیف ایگزیکٹو



محمد سہیل ٹٹا
چیرمین / ڈائریکٹر

تاریخ: 25 جنوری 2023
کراچی

مستقبل پر نظر

اپنے تازہ ترین سالانہ جائزے میں، آئی ایم ایف نے سال 2023 میں بڑھتی ہوئی مہنگائی، مشکل مانیٹری اقدامات اور روس، یوکرین جنگ سے پیدا ہونے والی غیر یقینی کے نتیجے میں عالمی ترقی میں کمزوری کی پیش گوئی کی ہے۔ اسی جائزے کی بنیاد پر عالمی ترقی کے اہم معاونین؛ امریکہ، یورپ اور چین معاشی سرگرمیوں میں گراؤ کا شکار ہیں۔

پاکستان کی معیشت مذکورہ بالا بین الاقوامی صورتحال کے سبب شدید دباؤ میں ہونے کے ساتھ مقامی غیر یقینی، بمشکل ایک ماہ کی اپورٹس پر مشتمل زر مبادلہ کے ذخائر، بیرونی قرضہ جات کی واپسی کے دباؤ اور آئی ایم ایف پروگرام کی بحالی میں تاخیر کے سبب ناقابل بیان دباؤ کا شکار ہے۔ زر مبادلہ کے ذخائر میں کمی کے مسائل، شرح سود میں اضافے اور مہنگائی کے ساتھ بڑھتے ہوئے تجارتی خسارے میں حالیہ مون سون کی بارشوں سے تباہ کن سیلابی صورتحال سے شدید مشکلات کا سامنا ہے۔ خام مال اور اسپینرز کے لیے لیل سیز کھولنے پر پرباندیوں کے ساتھ بیرونی سپلائرز کی ادائیگیوں میں تاخیر سے بزنس آپریشنز میں خلل واقع ہوا ہے۔ ان مشکل ترین حالات کے پیش نظر، عالمی بینک نے اپنے تازہ جائزے میں پاکستان کے مالی سال 2023 کے لیے جی ڈی پی 2 فیصد رہنے کی پیش گوئی کی ہے۔

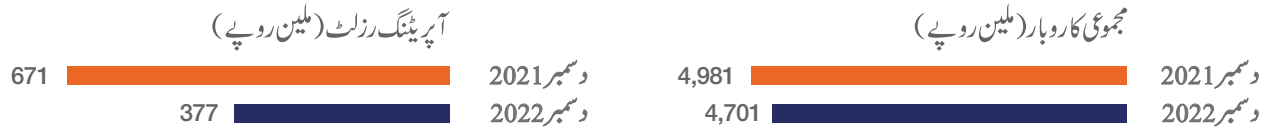
مستقبل میں سیاسی استحکام کی بحالی، عالمی برادری سے فلڈ رلیف سپورٹ، انٹرنیشنل مانیٹری فنڈ پروگرام کی بحالی اور دوست ممالک سے مالی تعاون کے ساتھ مالیاتی اور خارجی استحکام کی بحالی کے لیے معیشت کو مستحکم کرنے والے اقدامات پر عمل درآمد سے ہی معاشی مستقبل بہتر ہونے کی توقع ہے۔ تاہم آئی ایم ایف پروگرام کی بحالی سے، بجلی کی قیمتوں میں اضافے، اضافی ٹیکسز کے بوجھ، مقامی کرنسی کی ناقدری، شرح سود میں اضافہ اور حکومتی اخراجات میں کمی ہونے سے مہنگائی کی ایک اور لہر آنے کے امکانات ہیں جس سے طلب میں مزید کمی اور معاشی سست روی بھی ہو سکتی ہے۔

علاوہ ازیں، مذکورہ بالا عوامل سے مجموعی صنعتی سرگرمی اور کمپنی کی پروڈکٹس کی طلب کے لیے خطرات پیدا ہو سکتے ہیں۔ اس کے باوجود کمپنی ان مسائل سے نبرد آزما ہونے کے لئے اپنے وسیع پروڈکٹ پورٹ فولیو کے بہتر استعمال اور اخراجات میں کمی سے اپنے اسٹیک ہولڈرز کے لئے اعلیٰ نتائج کی فراہمی کے پیش نظر ترقی کے مواقع پیدا کرنے والے اپنے عزم پر موثر انداز میں کوشاں ہے۔

بورڈ کی تشکیل

لسٹڈ کمپنیز (کوڈ آف کارپوریٹ گورننس) ریگولیشنز 2019 کی تعمیل میں، کمپنی اپنے بورڈ میں آزاد اور نان ایگزیکٹو ڈائریکٹرز کی نمائندگی کے ساتھ خواتین کی شمولیت کے لیے بھی پر عزم ہے۔

کیمیکلز اینڈ ایگری سائنسز بزنس



کیمیکلز اور ایگری سائنسز بزنس نے زیر جائزہ ششماہی کے دوران 4,701 ملین روپے کا مجموعی کاروبار کیا اور 377 ملین روپے کا کاروباری منافع کمایا جو کہ گزشتہ سال کی اسی مدت کے مقابلے میں 6 فیصد اور 44 فیصد کم ہے۔ کیمیکلز بزنس کی کارکردگی پر بیرونی اور اندرونی عوامل میں خرابی سے منفی اثرات مرتب ہوئے۔ اجناس کی عالمی قیمتوں میں تیزی، سخت مالیاتی اقدامات، توانائی کے بحران، مہنگائی کے دباؤ، بڑھتی ہوئی شرح سود، تجارتی خسارے کو کم کرنے کے لیے درآمدات پر پابندیوں اور سیاسی غیر یقینی نے بزنس کی مقامی صورت حال کو شدید متاثر کیا ہے۔

مذکورہ بالا مسائل کے ساتھ ملک بھر میں معاشی گراؤٹ کے نتیجے میں تمام بڑے شعبے طلب کی کمی کا سامنا کر رہے ہیں، خریداریوں میں کمی کے ساتھ منافع پر دباؤ، پلانٹس کی بندش، انویسٹمنٹ کے بڑھنے اور مختلف صنعتوں میں لیکوئڈیٹی کونسلٹنٹس جیسے مسائل پیدا ہو رہے ہیں۔

البتہ، ماسٹر بیجز شعبے نے استحکام دکھایا اور گزشتہ سال کی اسی مدت کے مقابلے میں 11 فیصد اضافی مقدار حاصل کرنے میں کامیابی حاصل کی۔ بزنس نے نئی پروڈکٹس کی تیاری اور ٹیکنیکی مہارت کے ذریعے ایک با اعتماد اور معیاری سپلائر کی اپنی حیثیت برقرار رکھنے پر توجہ مرکوز رکھی۔

ملک بھر میں تباہ کن سیلابی صورت حال کے باوجود، ایگری سائنسز بزنس نے اپنے وسیع پروڈکٹ پورٹ فولیو اور بہتر کاروباری حکمت عملی سے مطلوب نتائج حاصل کرنے کے ساتھ کاروباری ترقی کا سفر جاری رکھا۔

مزید برآں، ان مسائل سے بزنس کے منافع کی صلاحیت پر دباؤ آنے کے امکانات ہیں۔ البتہ، بزنس نے اپنی کاروباری مہارت اور اخراجات پر قابو پانے کے ذریعے مستحکم ترقی کی کوششیں جاری رکھی ہوئی ہیں۔

ہینمیل، سیلتھ بزنس



ہینمیل، سیلتھ بزنس کو موجودہ معاشی صورتحال کی ابتری سے منفی اثرات کا سامنا ہے۔ درآمدات پر پابندیوں اور بینکاری کی مشکلات سے خام مال اور پیکنگ میٹریلز کی فراہمی تاخیر کا شکار ہے، نتیجے میں بزنس کی سپلائی چین میں خلل واقع ہو رہا ہے۔ اس کے ساتھ اجناس کی قیمتوں میں اضافہ، روپے کی ناقدری برقرار رہنے اور فنانسنگ اخراجات کے بڑھنے، مہنگائی بڑھتے جانے سے مقامی خام مال کی قیمتوں کے بڑھنے کی بدولت پیداوار لاگت میں اضافہ اور منافع میں کمی واقع ہو رہی ہے۔ علاوہ ازیں، تیار اشیاء پر سیلز ٹیکس کے حالیہ نفاذ سے کاروباری اخراجات میں اضافہ ہو چکا ہے۔

زیر جائزہ ششماہی کے دوران، بزنس نے 3,263 ملین روپے کا مجموعی کاروبار کیا جو گزشتہ سال کی اسی مدت کے مقابلے میں 22 فیصد زائد ہے۔ نتیجتاً بزنس کا کاروباری منافع 449 ملین روپے رہا جو گزشتہ سال کی اسی مدت کے مقابلے میں 13 فیصد زائد ہے۔ بزنس نے اپنے مقامی طور پر تیار کردہ فارمز چوئس پورٹ فولیو کی شاندار کارکردگی سے ترقی کا سفر جاری رکھتے ہوئے اپنے لائیو اسٹاک اور پولٹری کے شعبوں میں پیش قدمی جاری رکھی۔ مزید برآں، مجموعی طور پر موثر پروڈکٹ مکس کے نتیجے میں بزنس کے منافع کی صلاحیت بڑھانے میں کامیابی حاصل کی۔

بزنس نے مارکیٹ کی مشکل صورتحال کے باوجود، لائیو اسٹاک اور پولٹری کے شعبہ جات میں پروڈکٹس کے شاندار پورٹ فولیو کے ذریعے آگے بڑھنے پر توجہ مرکوز رکھی۔ بزنس نے اقوام متحدہ کے فوڈ اینڈ ایگری کلچر آرگنائزیشن (FAO) کے ساتھ اشتراک عمل سے 2 ٹینڈر حاصل کئے ہیں تاکہ پاکستان کے سیلاب متاثرہ علاقوں میں بحالی کا کام کیا جائے۔

فروخت کی جانے والی اشیاء کی قیمت میں اضافہ اور فیڈ، ادویات، یوٹیلیٹی اور دیگر خام مال کی قیمت فروخت میں اضافے نے پولٹری اور لائیو اسٹاک فارمز کے منافع کو کم کرنے کے ساتھ لیکوئیڈیٹی میں خلل پیدا کیا ہے۔ نتیجے میں کسان اپنے جانوروں کی صحت سے متعلق نسبتاً سستے حل تلاش کر رہے ہیں۔ 2022 کے نومبر اور دسمبر کے دوران، برائلر فارمز بڑھتی ہوئی ایون پر کام کر رہے ہیں یا نئے فلاک ڈالنے سے اجتناب کر رہے ہیں، نتیجتاً چوزوں کی طلب میں کمی کے ساتھ ویلیمین کی ضروریات پر بھی منفی اثر مرتب ہوا۔

مزید برآں، کاروباری اخراجات کے بڑھ جانے، غیر یقینی پر مبنی میکرو اکنامک پالیسیوں اور سپلائی چین میں خلل سے قلیل مدتی دورانیہ میں بزنس پر منفی اثرات مرتب ہونے کی توقع کی جا رہی ہے۔

فارماسیوٹیکلز بزنس



فارماسیوٹیکلز انڈسٹری گزشتہ سال کی اسی مدت کے مقابلے میں پاکستانی روپے کی 32 فیصد ناقدری سے شدید متاثر ہوئی ہے۔ اس کے علاوہ درآمدہ خام مال اور پیکینگ میٹیریل کے مہنگے ہونے سے فروخت ہونے والی اشیاء کی لاگت میں ہوشربا اضافہ ہوا ہے۔ فارماسیوٹیکلز میں استعمال ہونے والے خام مال اور پیداوار پر سیلز ٹیکس کے نفاذ سے انڈسٹری کے اخراجات بڑھ چکے ہیں جسے وفاقی حکومت کی جانب سے ریگولیٹری ضابطوں کی بدولت صارفین کو منتقل نہیں کیا جاسکتا۔ دوسری جانب بڑھتی ہوئی مہنگائی نے صارفین کی قوت خرید کو انتہائی کم کر دیا ہے، نتیجے میں فارماسیوٹیکل کے شعبے کی مشکلات میں مزید اضافہ ہوتا جا رہا ہے۔

زیر جائزہ مدت کے لیے فارماسیوٹیکلز بزنس کا مجموعی کاروبار 4,447 ملین روپے بنتا ہے جو گزشتہ سال کی اسی مدت کے مقابلے میں 5 فیصد زائد ہے۔ اس میں بہتر پروڈکٹس نے فائدہ پہنچایا جبکہ سیلز کی مقدار میں کمی نے جزوی طور پر متاثر کیا۔

زیر جائزہ ششماہی کے لیے کاروباری منافع 564 ملین روپے بنتا ہے جو گزشتہ سال کی اسی مدت کے مقابلے میں 13 فیصد کم ہے۔

فارماسیوٹیکلز انڈسٹری کو روپے کی ناقدری اور درآمدہ خام مال کی قیمتوں میں اضافے کی بدولت مشکلات کا سامنا رہنے کے امکانات ہیں۔ منافع میں کمی کی صورت حال میں فارماسیوٹیکلز کمپنیوں کے لیے نئے تھری ایپوٹک سلوشنز میں سرمایہ کاری کے ذریعے مریضوں کی مدد مشکل دکھائی دے رہی ہے۔ قلیل مدت میں، توقع کی جا رہی ہے کہ حکومت کی جانب کوئی رعایت نہ دینے کی صورت میں، زندگی بچانے والی کچھ پروڈکٹس کی تیاری منافع بخش نہیں رہے گی، نتیجے میں مریضوں کو مناسب قیمت پر ادویات کی دستیابی ممکن نہیں ہوگی۔

سوڈالیش بزنس



زیر جائزہ ششماہی کے دوران سوڈالیش بزنس کی سیلز کی مقدار گزشتہ سال کی اسی مدت کے مقابلے میں 6 فیصد زائد رہی۔ ملک میں اقتصادی سرگرمیوں کی مجموعی سست روی اور سیلاب سے پیدا ہونے والے المیہ کے باوجود مقامی سیلز کی مقدار میں 14 فیصد اضافہ دیکھا گیا۔

زیر جائزہ ششماہی کے دوران کاروباری منافع 3,296 ملین روپے ہے جو گزشتہ سال کی اسی مدت کے مقابلے میں 65 فیصد زائد ہے۔ البتہ، بزنس کو سپلائی چین میں خلل، پاکستانی روپے کی ناقدری سے کاروباری اخراجات کے بہت زیادہ بڑھ جانے اور اجناس کی قیمتوں کے بڑھنے کی بجلی کی قیمتیں بشمول کوئلے، کوک اور RLNG کی قیمتوں میں ہوشربا اضافے بشمول مال برداری کی لاگت سے بزنس کے لیے شدید مسائل پیدا ہوئے ہیں۔ ان مسائل کے باوجود، بزنس نے پلانٹ کی بہتر صلاحیتوں، اخراجات پر نظر اور برآمدات کی سیلز میں اضافے سے بہتر منافع کی بدولت اپنے کاروباری منافع میں واضح ترقی حاصل کی ہے۔

مقامی سطح پر، ملک میں اقتصادی سست روی کے نتیجے میں مارکیٹ کے کچھ شعبہ جات میں سوڈالیش سیلز کی مقدار میں کمی کی توقع ہے کیونکہ روپے کی ناقدری، مہنگائی اور صارفین کی قوت خرید میں کمی آنے سے ملک میں معاشی گراؤ جاری ہے۔

برآمدات کے اعتبار سے، بزنس مختلف ایکسپورٹ مارکیٹوں میں اپنی پیش قدمی بڑھائی ہے اور مختلف مقامات کے لیے فریٹ ریٹ میں کمی سے فائدہ اٹھاتے ہوئے عالمی مارکیٹس کی رسائی بڑھانے کے لیے کوشاں ہے۔

پولیسٹر اسٹیل فائبر بزنس (PSF)



زیر جائزہ مدت کے دوران، روس، یوکرین جنگ کے سبب عالمی سپلائی چین پر منفی اثرات مترتب ہوئے جس کی بدولت اشیاء کی نقل و حمل اور عالمی تجارت شدید متاثر ہوئی اور توانائی اور خوراک کی قیمتوں میں گزشتہ سال کی اسی مدت کے مقابلے میں واضح اضافہ ہوا۔

زیر جائزہ ششماہی کے دوران پولیسٹر بزنس کا مجموعی کاروبار گزشتہ سال کے مقابلے میں 4 فیصد زائد رہا۔ مذکورہ اضافہ بنیادی طور پر پی ایس ایف کی قیمتوں میں اضافے کی بدولت ہو گیا کیونکہ پاکستانی روپے کی ناقدری واقع ہونے کے ساتھ فیڈ اسٹاک کی قیمتیں بھی بڑھ گئیں۔ قیمت فروخت میں اضافے کا اثر کم مقدار میں فروخت کے سبب ماند پڑ گیا کیونکہ عالمی اور مقامی معیشت کو شدید مشکلات کے نتیجے میں ڈاؤن اسٹریم مارکیٹس میں بھی مندی رہی۔ نتیجتاً زیر جائزہ مدت کے لیے کاروباری منافع گزشتہ سال کی اسی مدت کے مقابلے میں 69 فیصد کمی کے ساتھ 612 ملین روپے رہا کیونکہ طلب کی مذکورہ بالا مندی کی صورت حال، توانائی کے زائد اخراجات اور ٹیکسٹائل سیکٹر کے لیے بجلی سے متعلق حکومتی سبسڈی میں کمی سے منافع پر منفی اثرات پڑے۔

زیر جائزہ ششماہی کے دوران کروڈ آئل کی اوسط قیمت گزشتہ سال کی اسی مدت کے مقابلے میں 22 فیصد زائد رہی۔ کروڈ آئل کی قیمتوں میں اضافے کو دیکھتے ہوئے PX اور PTA کی اوسط قیمت گزشتہ سال کے مقابلے میں بالترتیب 15 فیصد اور 14 فیصد بڑھ گئی۔ اسی کے ساتھ زبردست سپلائی کے سبب MEG کی اوسط قیمت گزشتہ سال کی اسی مدت کے مقابلے میں 30 فیصد کم رہی۔ علاوہ ازیں، پاکستانی روپے کی امریکی ڈالر کے مقابلے میں 32 فیصد ناقدری کے نتیجے میں مقامی PSF کی اوسط قیمت میں گزشتہ سال کی اسی مدت کے مقابلے میں 30 فیصد اضافہ واقع ہوا۔

فیول کی قیمتوں میں تیزی کار جان دیکھا گیا، کونکے اور فرنیس آئل کی قیمتوں میں بالترتیب 18 فیصد اور 48 فیصد اضافہ ہوا۔ مزید برآں، اکتوبر 2022 سے ٹیکسٹائل سیکٹر کو فراہم کی جانے والی گیس کی قیمت 16.5 امریکی ڈالر فی ایم ایم بی ٹی یو سے 19 امریکی ڈالر فی ایم ایم بی ٹی یو کر دی گئی، اسی کے ساتھ روپے کی ناقدری کے نتیجے میں گزشتہ سال کے مقابلے میں بجلی کے اخراجات 40 فیصد بڑھ گئے۔

کپاس کے حوالے سے، عالمی طور پر منڈلاتی کساد بازاری نے ٹیکسٹائل کے شعبے کے بری طرح متاثر کیا ہے۔ عالمی طور پر کپاس کی اوسط قیمت گزشتہ سال کی اسی مدت کے مقابلے میں 8 فیصد کم رہی تاہم پاکستان میں حالیہ سیلاب کے تباہ کن اثرات سے مقامی طلب پر دباؤ بڑھ گیا ہے نتیجتاً کپاس کی اوسط مقامی قیمت گزشتہ سال کی اسی مدت کے مقابلے میں 24 فیصد زائد رہی۔

مزید برآں، انٹرنیشنل مانیٹری فنڈ کے سالانہ جائزہ کے مطابق، ٹیکسٹائلز کی طلب غیر واضح رہنے کا امکان ہے، کیونکہ پوری دنیا کا ایک تہائی 2023 میں کساد بازاری کا شکار ہونے کے امکانات ہیں۔ موجودہ معاشی مسائل کے سبب مقامی طلب میں مندی رہنے کی توقع کی جا رہی ہے۔ البتہ، آنے والے نئے قمری سال سے چین میں خریداری کی سرگرمیوں میں کچھ بہتری آئی ہے، نتیجے میں پی ایس ایف کی مارکیٹس پر قلیل مدتی مثبت اثرات مرتب ہوں گے۔ علاوہ ازیں، آئی ایم ایف پروگرام کی بحالی سے مقامی طلب میں وسط مدتی بہتری کی توقع کی جا رہی ہے۔

کھانے پینے کی اشیاء مہنگی ہونے سے سماجی معیشت مزید مشکلات کا شکار ہو کر رہ گئی۔ علاوہ ازیں تجارتی خسارے کو کم کرنے کے پیش نظر بجلی کی قیمتوں میں اضافے، بڑھتی ہوئی مہنگائی اور مقامی کرنسی کی ناقدری کے نتیجے میں بزنس کی طلب میں واضح کمی اس سہ ماہی کا اہم مسئلہ رہا۔

16 ستمبر 2022 کو لکی کور انڈسٹریز لمیٹڈ (سابقہ آئی سی آئی پاکستان لمیٹڈ) نے مورینا گاملک انڈسٹری کو لمیٹڈ جاپان (مورینا گاملک) کے ساتھ ایک شیئر پرچیز ایگریمنٹ (SPA) کیا جس کے تحت کمپنی سے مورینا گاملک نے نیوٹری کو مورینا گاملک (پرائیویٹ) لمیٹڈ کے 21,763,125 عبوری شیئرز کی خریداری پر رضامندی ظاہر کی، جو کہ نیوٹری کو مورینا گاملک (پرائیویٹ) لمیٹڈ کے جاری شدہ اور ادائے شدہ شیئر کیپٹل کا 26.5 فیصد بنتا ہے جس کی مالیت 45,082,657 امریکی ڈالر (تقریباً 2.07 امریکی ڈالر فی شیئر) بنتی ہے۔ مذکورہ لین دین جنوری 2023 میں مکمل ہوا جس کے نتیجے میں کمپنی کے پاس NMPL کا تقریباً 24.5 فیصد شیئر کیپٹل باقی رہے گا جبکہ مورینا گاملک کا نیوٹری کو مورینا گاملک پاکستان لمیٹڈ کے جاری شدہ اور ادائے شدہ شیئر کیپٹل میں حصہ بڑھ کر 51 فیصد ہو جاتا ہے۔

زیر جائزہ مدت کے دوران، کمپنی نے Lotte کیمیکل پاکستان لمیٹڈ کے 1,135,860,105 عبوری شیئرز پر مشتمل تقریباً 75.01 فیصد جاری شدہ اور ادا شدہ کیپٹل حاصل کرنے کے حوالے سے بائڈنگ بولی جمع کرائی ہے۔ 16 جنوری 2023 کو Lotte کیمیکل کارپوریشن، ساؤتھ کوریا کی جانب سے کمپنی کو تصدیقی لیٹر ملا ہے کہ ان کے بورڈ آف ڈائریکٹرز نے کمپنی کی مذکورہ فروخت کی منظوری دیدی ہے۔

زیر جائزہ ششماہی کے لیے بعد از ٹیکس منافع گزشتہ سال کی اسی مدت کے مقابلے میں 16 فیصد کمی کے بعد 3,009 ملین روپے بنتا ہے۔ کاروباری منافع میں کمی کے بعد لکی کور پاور جن لمیٹڈ (سابقہ آئی سی آئی پاکستان پاور جن لمیٹڈ) سے منافع منقسمہ کی 300 ملین روپے آمدنی کی بدولت مالی اخراجات اور زرمبادلہ کے نقصانات کی تلافی ہوئی۔ مالی اخراجات میں اضافہ پالیسی ریٹ میں گزشتہ سال کی اسی مدت کے مقابلے میں اضافے کے علاوہ اشیاء کی قیمتوں میں اضافے اور مقامی کرنسی کی ناقدری سے سرمایہ کی کاروباری ضروریات میں اضافے کو پورا کرنے کے لیے قرض میں اضافہ ہوا۔ علاوہ ازیں گزشتہ سال کی اسی مدت کے مقابلے میں امریکی ڈالر کے مقابلے میں روپے کی 32 فیصد ناقدری ہوئی۔ مذکورہ بالا کے علاوہ وفاقی بجٹ 2022-23 میں اضافی سپر ٹیکس کے نفاذ سے موثر ٹیکس ریٹ میں اضافہ سے منافع پر منفی اثرات مرتب ہوئے۔

زیر جائزہ ششماہی کے لیے ہر ایک شیئر پر منافع (EPS) گزشتہ سال کی اسی مدت کے مقابلے میں 16 فیصد کمی کے ساتھ 32.58 روپے بنتا ہے۔

ششماہی ختم شدہ 31 دسمبر 2022

ششماہی ختم شدہ 31 دسمبر 2021

39,939

49,414

مجموعی کاروبار (ملین روپے)

4,954

4,292

قبل از ٹیکس منافع (ملین روپے)

3,569

3,009

بعد از ٹیکس منافع (ملین روپے)

38.65

32.58

فی شیئر آمدنی (روپے)

قبل از ٹیکس منافع (ملین روپے)

مجموعی کاروبار (ملین روپے)

4,954

دسمبر 2021

39,939

دسمبر 2021

4,292

دسمبر 2022

49,414

دسمبر 2022

فی شیئر آمدنی (روپے)

بعد از ٹیکس منافع (ملین روپے)

38.65

دسمبر 2021

3,569

دسمبر 2021

32.58

دسمبر 2022

3,009

دسمبر 2022

ڈائریکٹرز کا جائزہ

برائے ششماہی ختم شدہ 31 دسمبر 2022۔ ان کنسولیدیٹڈ

ڈائریکٹرز اپنا جائزہ برائے سہ ماہی اور ششماہی ختم شدہ 31 دسمبر 2022 بشمول کمپنی کے غیر آڈٹ شدہ مالیاتی گوشوارے پیش کرتے ہوئے خوش محسوس کر رہے ہیں۔

زیر جائزہ سہ ماہی کے دوران، کمپنی نے 23 دسمبر 2022 سے اپنا نام آئی سی آئی پاکستان لمیٹڈ سے لکی کور انڈسٹریز لمیٹڈ کے طور پر تبدیل کر لیا۔ کمپنی کی اصل طاقت اور استحکام کی عکاسی کرتے ہوئے، برانڈ کے نئے نام سے کمپنی کے مرکزی کردار کو تقویت ملتی ہے جس کی بدولت بہت ہی اہمیت کی حامل پروڈکٹس کے وسیع پورٹ فولیو کے ذریعے پائیدار ترقی کی یقین دہانی ہوتی ہے۔ یہ پروڈکٹس تقریباً ہر صنعت کے لیے نمایاں اہمیت کے ساتھ پاکستان کے ہر گھر کی ضرورت ہیں۔ نئی پہچان سے کمپنی کے اکثریتی شیئر ہولڈر لکی گروپ کے ساتھ یکسانیت اور اپنی پیرنٹ کمپنی لکی سیمنٹ لمیٹڈ کے برانڈ کی طاقت سے فائدہ حاصل ہو گا جو کہ پاکستان کے ایک بہت بڑے ادارے یونیس برادرز گروپ (YBG) کا حصہ ہے۔

سہ ماہی کے دوران مجموعی کاروبار 25,182 ملین روپے رہا جو کہ گزشتہ سال کی اسی مدت کے مقابلے میں 16 فیصد زائد ہے جس میں سوڈالٹش کے بزنس کی جانب سے 75000 ٹن سالانہ سوڈالٹش کی توسیعی کے منصوبے کے شروع ہونے سے اضافی مقدار کے نتیجے میں شاندار کارکردگی کا مظاہرہ کیا گیا۔ بزنس کی جانب سے اضافی مقدار کے ساتھ پاکستانی روپے کی ناقدری اور عالمی طور پر اجناس کی قیمتوں میں سپر سائیکل کے سبب ہونے والی مہنگائی کے نتیجے میں قیمتوں میں بھی اضافہ دیکھا گیا اور گزشتہ سال کی اسی مدت کے مقابلے میں 67 فیصد زائد آمدنی حاصل ہوئی۔ اینٹیل، ہیلٹھ اور فارماسیوٹیکلز بزنسز نے گزشتہ سال کی اسی مدت کے مقابلے میں بالترتیب 28 فیصد اور 6 فیصد زائد آمدنی کمائی البتہ پولیسٹر اور کیمیکلز اینڈ ایگری سائنسز بزنسز میں گزشتہ سال کی اسی مدت کے مقابلے میں بالترتیب 9 فیصد اور 6 فیصد کم آمدنی حاصل ہوئی۔

کمپنی نے سہ ماہی کے لیے آپریٹنگ رزلٹ 2,204 ملین روپے حاصل کیا جو گزشتہ سال کی اسی مدت کے مقابلے میں عالمی اور مقامی معیشت کی سست روی کے سبب 31 فیصد کم ہے۔ پاکستان میں یہ صورتحال کرنسی کے جاری مسائل اور مہنگائی اور شرح سود میں اضافے کے سبب مزید سنگین ہے۔ پولیسٹر، کیمیکلز اینڈ ایگری سائنسز اور فارماسیوٹیکلز بزنسز بالترتیب 96 فیصد، 46 اور 9 فیصد کم آمدنی کے سبب دباؤ کا شکار رہے۔ سوڈالٹش اور اینٹیل، ہیلٹھ بزنسز نے گزشتہ سہ ماہی سے مثبت کاروبار جاری رکھا ہوا ہے اور گزشتہ سال کے مقابلے میں بالترتیب 40 فیصد اور 21 فیصد زائد منافع حاصل کیا ہے۔

زیر جائزہ ششماہی کے دوران مجموعی کاروبار گزشتہ سال کی اسی مدت کے مقابلے میں 24 فیصد اضافے کے ساتھ 49,414 ملین روپے رہا۔ سوڈالٹش، اینٹیل، ہیلٹھ، فارماسیوٹیکلز اور پولیسٹر بزنسز کی آمدنی گزشتہ سال کی اسی مدت کے مقابلے میں بالترتیب 75 فیصد، 22 فیصد، 5 فیصد اور 4 فیصد زائد رہی۔ کیمیکلز اور ایگری سائنسز بزنسز کی آمدنی گزشتہ سال کی اسی مدت کے مقابلے میں 6 فیصد کم رہی۔

زیر جائزہ ششماہی کے لیے کاروباری منافع گزشتہ سال کی اسی مدت کے مقابلے میں 7 فیصد کمی کے ساتھ 5,297 ملین روپے رہا۔ سوڈالٹش اور اینٹیل، ہیلٹھ بزنسز نے گزشتہ سال کی اسی مدت کے مقابلے میں بالترتیب 65 فیصد اور 13 فیصد زائد کاروباری منافع کمایا جبکہ پولیسٹر، کیمیکلز اور ایگری سائنسز اور فارماسیوٹیکلز کے بزنسز نے گزشتہ سال کی اسی مدت کے مقابلے میں بالترتیب 69 فیصد، 44 فیصد اور 13 فیصد کم کاروباری منافع حاصل کیا۔

زیر جائزہ مدت کے دوران، کمپنی کے بزنسز کو میکرو اکنامک مسائل کا سامنا رہا جن میں ڈاؤن اسٹریم مارکیٹ کی مندی، تیل مہنگا ہونے کے سبب اخراجات میں اضافہ، امریکی ڈالر کے مقابلے میں پاکستانی روپے کی ناقدری، کاروبار پر امپورٹ کی پابندیاں، ٹیکس معاملات میں تبدیلیاں اور عالمی سطح پر اجناس کی قیمتوں میں ہوشربا اضافہ قابل ذکر ہیں۔

جاری مالی سال کے آغاز میں متعارف کرائے جانے والے معاشی اصلاحات پر مبنی اقدامات سے اس سہ ماہی میں مزید مشکلات بڑھ گئیں، نتیجے میں ملک بھر میں معاشی سرگرمیوں میں شدید مندی رہی۔ زرمبادلہ کے ذخائر میں شدید کمی کے سبب، انڈسٹریز کو بزنس آپریشنز کو جاری رکھنے کے لیے درآمدہ اشیاء اور مشینری کے اسپینرز کی سپلائز محفوظ رکھنے میں مشکلات درپیش ہیں۔ مون سون کے دوران غیر معمولی بارشوں سے پیدا ہونے والی سیلابی صورتحال میں روزگار، لائیو اسٹاک اور فصلوں کے نقصانات اور سینکڑوں انسانوں کی جانیں ضائع ہونے، گندے پانی سے پیدا ہونے والی بیماریوں اور

Independent Auditors' Report

To the members of Lucky Core Industries Limited (formerly ICI Pakistan Limited)

Report on review of Interim Financial Statements

Introduction

We have reviewed the accompanying condensed interim unconsolidated statement of financial position of Lucky Core Industries Limited (formerly ICI Pakistan Limited) as at 31 December 2022 and the related condensed interim unconsolidated statement of profit or loss, condensed interim unconsolidated statement of other comprehensive income, condensed interim unconsolidated statement of changes in equity, and condensed interim unconsolidated statement of cash flows, and notes to the financial statements for the six months period then ended (here-in-after referred to as the "interim financial statements"). Management is responsible for the preparation and presentation of these interim financial statements in accordance with accounting and reporting standards as applicable in Pakistan for interim financial reporting. Our responsibility is to express a conclusion on these financial statements based on our review. The figures of the condensed interim unconsolidated statement of profit or loss and condensed interim unconsolidated statement of comprehensive income for the three months period ended 31 December 2022 and 2021 have not been reviewed, as we are required to review only the cumulative figures for the six months period ended 31 December 2022.

Scope of Review

We conducted our review in accordance with International Standard on Review Engagements 2410, "Review of Interim Financial Information Performed by the Independent Auditor of the Entity". A review of interim financial statements consists of making inquiries, primarily of persons responsible for financial and accounting matters, and applying analytical and other review procedures. A review is substantially less in scope than an audit conducted in accordance with International Standards on Auditing and consequently does not enable us to obtain assurance that we would become aware of all significant matters that might be identified in an audit. Accordingly, we do not express an audit opinion.

Conclusion

Based on our review, nothing has come to our attention that causes us to believe that the accompanying interim financial statements is not prepared, in all material respects, in accordance with the accounting and reporting standards as applicable in Pakistan for interim financial reporting.

The engagement partner on the review resulting in this independent auditors' review report is **Arslan Khalid**.



Chartered Accountants

Place: Karachi

Date: 07 February 2023

UDIN Number: RR202210191Pyi7saGRW

Lucky Core Industries Limited (formerly ICI Pakistan Limited)
Condensed Interim Unconsolidated Statement of Financial Position
As at December 31, 2022

Amounts in PKR '000

	Note	December 31, 2022 (Unaudited)	June 30, 2022 (Audited)
ASSETS			
Non-current assets			
Property, plant and equipment	4	27,940,810	26,867,152
Intangible assets	5	1,662,497	1,665,268
Right-of-use assets		123,553	163,074
		29,726,860	28,695,494
Long-term investments	6	2,407,242	4,466,958
Long-term loans		470,799	335,032
Long-term deposits and prepayments		56,761	55,250
		2,934,802	4,857,240
		32,661,662	33,552,734
Current assets			
Stores, spares and consumables		1,273,002	1,140,973
Stock-in-trade	7	19,623,687	16,668,932
Trade debts	8	4,094,073	3,613,548
Loans and advances		1,720,521	1,669,938
Trade deposits and short-term prepayments		809,413	729,034
Other receivables	9	2,407,119	2,212,741
Cash and bank balances	10	725,657	352,922
		30,653,472	26,388,088
Asset held for sale - Investment in subsidiary	6	2,059,716	-
Total assets		65,374,850	59,940,822
EQUITY AND LIABILITIES			
Share capital and reserves			
Authorised capital			
1,500,000,000 (June 30, 2022: 1,500,000,000) ordinary shares of PKR 10 each		15,000,000	15,000,000
Issued, subscribed and paid-up capital			
92,359,050 (June 30, 2022: 92,359,050) ordinary shares of PKR 10 each		923,591	923,591
Capital reserves		309,643	309,643
Revenue reserve - unappropriated profit		26,781,709	25,157,888
Total equity		28,014,943	26,391,122
LIABILITIES			
Non-current liabilities			
Provisions for non-management staff gratuity		124,964	117,304
Long-term loans	11	4,097,499	4,376,278
Lease liabilities		91,292	88,182
Deferred tax liability - net	12	1,766,663	1,730,364
Deferred income - Government grant	13	1,108,663	869,805
Contractor's retention money		-	198,259
		7,189,081	7,380,192
Current liabilities			
Trade and other payables		11,315,490	11,387,131
Accrued mark-up		570,840	356,841
Short-term financing	14	15,738,200	11,325,419
Current portion of long-term loans		1,199,053	1,321,942
Current portion of lease liabilities		54,463	96,117
Current portion of deferred income - Government grant		192,553	163,440
Taxation - net		978,275	1,403,118
Unclaimed dividend		121,952	115,500
		30,170,826	26,169,508
Total equity and liabilities		65,374,850	59,940,822

Contingencies and commitments

15

The annexed notes from 1 to 26 form an integral part of these condensed interim unconsolidated financial statements.


Muhammad Sohail Tabba
Chairman / Director


Asif Jooma
Chief Executive


Atif Aboobakar
Chief Financial Officer

Lucky Core Industries Limited (formerly ICI Pakistan Limited)
Condensed Interim Unconsolidated Statement of Profit or Loss (Unaudited)
For the Six Months Ended December 31, 2022

Amounts in PKR '000

	For the 3 months ended December 31, 2022	For the 6 months ended December 31, 2022	For the 3 months ended December 31, 2021	For the 6 months ended December 31, 2021
Net turnover - note 16	25,181,880	49,413,710	21,752,520	39,939,237
Cost of sales - note 16 and 17	(21,112,612)	(40,458,452)	(16,805,434)	(30,982,900)
Gross profit	4,069,268	8,955,258	4,947,086	8,956,337
Selling and distribution expenses - note 16	(1,303,261)	(2,636,129)	(1,295,119)	(2,407,520)
Administration and general expenses - note 16	(562,355)	(1,022,551)	(451,240)	(867,725)
Operating result - note 16	2,203,652	5,296,578	3,200,727	5,681,092
Finance costs	(575,255)	(1,053,664)	(174,610)	(301,911)
Exchange gain/(loss)	15,463	(205,940)	(97,842)	(184,416)
Workers' Profit Participation Fund	(55,388)	(150,860)	(146,746)	(260,744)
Workers' Welfare Fund	(34,329)	(71,651)	(55,497)	(103,703)
Other charges	(13,881)	(35,387)	(29,616)	(38,465)
	(663,390)	(1,517,502)	(504,311)	(889,239)
Dividend income	-	300,000	-	-
Other income	102,631	212,586	91,753	162,287
Profit before taxation	1,642,893	4,291,662	2,788,169	4,954,140
Taxation - note 18	(549,248)	(1,282,454)	(766,024)	(1,384,919)
Profit after taxation	1,093,645	3,009,208	2,022,145	3,569,221
Basic and diluted earnings per share (PKR)	11.84	32.58	21.89	38.65

The annexed notes from 1 to 26 form an integral part of these condensed interim unconsolidated financial statements.


Muhammad Sohail Tabba
Chairman / Director


Asif Jooma
Chief Executive


Atif Aboobakar
Chief Financial Officer

Lucky Core Industries Limited (formerly ICI Pakistan Limited)
Condensed Interim Unconsolidated Statement of Other Comprehensive Income (Unaudited)
For the Six Months Ended December 31, 2022

	Amounts in PKR '000			
	For the 3 months ended December 31, 2022	For the 6 months ended December 31, 2022	For the 3 months ended December 31, 2021	For the 6 months ended December 31, 2021
Profit after taxation	1,093,645	3,009,208	2,022,145	3,569,221
Other comprehensive Income / (loss)				
Net gain / (loss) on cash flow hedges	-	-	2,007	(6,459)
	-	-	2,007	(6,459)
Total comprehensive income for the period	1,093,645	3,009,208	2,024,152	3,562,762

The annexed notes from 1 to 26 form an integral part of these condensed interim unconsolidated financial statements.


Muhammad Sohail Tabba
Chairman / Director


Asif Jooma
Chief Executive


Atif Aboobakar
Chief Financial Officer

Lucky Core Industries Limited (formerly ICI Pakistan Limited)
Condensed Interim Unconsolidated Statement of Changes in Equity (Unaudited)
For the Six Months Ended December 31, 2022

	Amounts in PKR '000			
	Issued, subscribed and paid-up capital	Capital reserves	Revenue reserve - Unappropriated profit	Total
As at July 1, 2021 (Audited)	923,591	309,643	22,645,974	23,879,208
Final dividend of PKR 20.00 per share for the year ended June 30, 2021	-	-	(1,847,182)	(1,847,182)
Profit after taxation	-	-	3,569,221	3,569,221
Other comprehensive loss for the period - net of tax	-	-	(6,459)	(6,459)
Total comprehensive income for the period	-	-	3,562,762	3,562,762
As at December 31, 2021 (Unaudited)	923,591	309,643	24,361,554	25,594,788
Interim dividend of PKR 20.00 per share for the year ended June 30, 2022	-	-	(1,847,182)	(1,847,182)
Profit after taxation	-	-	2,679,366	2,679,366
Other comprehensive loss for the period - net of tax	-	-	(35,850)	(35,850)
Total comprehensive income for the period	-	-	2,643,516	2,643,516
As at June 30, 2022 (Audited)	923,591	309,643	25,157,888	26,391,122
Final dividend of PKR 15.00 per share for the year ended June 30, 2022	-	-	(1,385,387)	(1,385,387)
Profit after taxation	-	-	3,009,208	3,009,208
Other comprehensive income for the period - net of tax	-	-	-	-
Total comprehensive income for the period	-	-	3,009,208	3,009,208
As at December 31, 2022 (Unaudited)	923,591	309,643	26,781,709	28,014,943

The annexed notes from 1 to 26 form an integral part of these condensed interim unconsolidated financial statements.


Muhammad Sohail Tabba
Chairman / Director


Asif Jooma
Chief Executive


Atif Aboobukar
Chief Financial Officer

Lucky Core Industries Limited (formerly ICI Pakistan Limited)
Condensed Interim Unconsolidated Statement of Cash Flows (Unaudited)
For the Six Months Ended December 31, 2022

	Amounts in PKR '000	
	December 31, 2022	December 31, 2021
Cash flows from operating activities		
Cash generated from operations - note 19	1,916,778	3,165,036
Payments for :		
Non-management staff gratuity and eligible retired employees' medical scheme	(14,401)	(7,931)
Staff retirement benefit plan	(27,525)	(27,509)
Taxation	(1,670,850)	(1,270,321)
Interest	(745,280)	(178,520)
Net cash (used in) / generated from operating activities	(541,278)	1,680,755
Cash flows from investing activities*		
Capital expenditure	(2,268,959)	(4,840,256)
Proceeds from disposal of operating fixed assets	6,827	31,632
Interest received on bank deposits	6,598	2,879
Investment in subsidiary	-	(770,182)
Dividend from subsidiary	300,000	-
Net cash used in investing activities	(1,955,534)	(5,575,927)
Cash flows from financing activities*		
Long-term loans obtained	684,343	2,048,750
Long-term loans repaid	(799,259)	(738,932)
Payment against lease liabilities	(49,384)	(47,582)
Dividends paid	(1,378,934)	(1,839,174)
Net cash used in financing activities	(1,543,234)	(576,938)
Net decrease in cash and cash equivalents	(4,040,046)	(4,472,110)
Cash and cash equivalents at the beginning of the period	(10,972,497)	(1,565,144)
Cash and cash equivalents at the end of period	(15,012,543)	(6,037,254)
Cash and cash equivalents at the end of period comprise of:		
Cash and bank balances	725,657	246,447
Short-term financing - Note 14	(15,738,200)	(6,283,701)
	(15,012,543)	(6,037,254)

* No non-cash items are included in these activities

The annexed notes from 1 to 26 form an integral part of these condensed interim unconsolidated financial statements.


Muhammad Sohail Tabba
Chairman / Director


Asif Joona
Chief Executive


Atif Aboobakar
Chief Financial Officer

Lucky Core Industries Limited (formerly ICI Pakistan Limited)

Notes to the Condensed Interim Unconsolidated Financial Statements

For the Six Months Ended December 31, 2022

1 Status and nature of business

Lucky Core Industries Limited (formerly ICI Pakistan Limited) ("the Company") is incorporated in Pakistan and is listed on the Pakistan Stock Exchange Limited. The Company is engaged in the manufacturing of polyester staple fibre, POY chips, soda ash, specialty chemicals, sodium bicarbonate, polyurethanes and pharmaceutical products; marketing of seeds, toll manufactured and imported pharmaceuticals and animal health products; and merchandising of general chemicals and manufacturing of masterbatches. It also acts as an indenting agent and toll manufacturer. The Company's registered office is situated at 5 West Wharf, Karachi.

The Company is a subsidiary of Lucky Cement Limited (the Holding Company). Lucky Core PowerGen Limited and NutriCo Morinaga (Private) Limited are the subsidiaries of the Company.

These are the separate condensed interim unconsolidated financial statements of the Company in which investment in subsidiaries is stated at cost less impairment losses, if any.

1.1 Change of the Company name

The Board of Directors considered and approved the change of name of the Company from ICI Pakistan Limited to Lucky Core Industries Limited in their meeting held on August 01, 2022 and the same has been approved in AGM held on September 27, 2022. This decision has been taken primarily to align the Company's name with its holding Company, Lucky Cement Ltd, which is a part of the Yunus Brothers Group (YBG). The proposed name draws on the strength of the Lucky brand, a leading, progressive, and diversified Pakistani Conglomerate. The proposed name embodies the Company's central role in delivering enduring value for its stakeholders and improving lives across the socio-economic fabric of Pakistan. Revised certificate of incorporation has also been issued by the Securities and Exchange Commission of Pakistan (SECP) on December 23, 2022 in respect of change of name of the Company.

2 Statement of compliance

These condensed interim unconsolidated financial statements have been prepared in accordance with the accounting and reporting standards as applicable in Pakistan for interim financial reporting which comprise of International Accounting Standard (IAS) 34 - 'Interim Financial Reporting' (IAS 34), issued by the International Accounting Standards Board (IASB) as notified under Companies Act, 2017 (the Act) and provisions of and directives issued under the Companies Act, 2017. Where the provisions of and directives issued under the Act differ with the requirement of IAS 34, the provisions of and directives issued under the Act have been followed.

These condensed interim financial statements are un-audited but subject to limited scope review by the auditors and are being submitted to the shareholders as required under Section 237 of the Act. These condensed interim financial statements do not include all the information and disclosures required in the annual financial statements, and should be read in conjunction with the financial statements of the Company for the year ended June 30, 2022.

The figures of the condensed interim unconsolidated statement of profit or loss and condensed interim unconsolidated statement of other comprehensive income for the three months ended December 31, 2022 and December 31, 2021 and notes forming part thereof have not been reviewed by the auditors of the Company, as they have reviewed the cumulative figures for the six months ended December 31, 2022 and December 31, 2021.

3 Significant accounting policies

The accounting policies adopted in the preparation of these condensed interim unconsolidated financial statements are consistent with those followed in the preparation of the Company's annual financial statements for the year ended June 30, 2022, except for the adoption of amendments to approved accounting standards which became effective for the current period as disclosed in note 22 to these condensed interim unconsolidated financial statements.

Amounts in PKR '000		
	December 31, 2022 (Unaudited)	June 30, 2022 (Audited)
4 Property, plant and equipment		
Operating fixed assets - at net book value	21,885,105	20,269,537
Capital work-in-progress - at cost - note 4.2	6,055,705	6,597,615
Total property, plant and equipment	27,940,810	26,867,152

4.1 Following is the cost of operating fixed assets that have been added / disposed off during the period / year:

	Additions / Transfers		Disposals at net book value	
	December 31, 2022 (Unaudited)	June 30, 2022 (Audited)	December 31, 2022 (Unaudited)	June 30, 2022 (Audited)
Freehold land	-	171,627	-	-
Lime beds on freehold land	69,522	96,294	-	-
Buildings on freehold land	38,372	183,616	-	-
Buildings on leasehold land	427,797	391,330	402	-
Plant and machinery	2,485,669	5,237,252	-	6,431
Rolling stock and vehicles	-	30,118	-	9,501
Furniture and equipment	36,255	239,595	-	365
	3,057,615	6,349,832	402	16,297

4.2 Following is the movement in capital work-in-progress during the period / year:

	Civil works and buildings	Plant and machinery	Furniture and equipment	Advances to suppliers / contractors	Designing, consultancy and engineering fee	Total
As at December 31, 2022						
Opening balance	123,880	4,926,936	78,595	1,179,323	288,881	6,597,615
Additions during the year	736,985	1,580,496	11,609	147,411	-	2,476,501
Transferred to operating fixed assets during the year	(535,691)	(980,845)	(33,671)	(1,179,323)	(288,881)	(3,018,411)
Closing balance	325,174	5,526,587	56,533	147,411	-	6,055,705
As at June 30, 2022						
Opening balance	225,852	1,408,603	128,215	981,177	288,798	3,032,645
Additions during the year	472,974	8,671,742	94,816	333,092	83	9,572,707
Transferred to operating fixed assets during the year	(574,946)	(5,153,409)	(144,436)	(134,946)	-	(6,007,737)
Closing balance	123,880	4,926,936	78,595	1,179,323	288,881	6,597,615

4.2.1 Majority of the closing balance of plant and machinery pertains to the Soda Ash expansion project.

	December 31, 2022 (Unaudited)	June 30, 2022 (Audited)
5 Intangible assets		
Intangible assets - at net book value - note 5.1	1,662,497	1,665,268

5.1 Following is the detail of intangible assets:

Brands	1,437,679	1,437,679
Goodwill	206,374	206,374
Others	18,444	21,215
	1,662,497	1,665,268
5.2 Addition to intangible assets	3,635	919

	December 31, 2022 (Unaudited)	June 30, 2022 (Audited)
6 Long-term investments		
Unquoted		
Subsidiaries		
- ICI Pakistan PowerGen Limited (wholly owned)		
7,100,000 ordinary shares (June 30, 2022: 7,100,000) of PKR 100 each	710,000	710,000
Provision for impairment loss	(209,524)	(209,524)
	500,476	500,476
- NutriCo Morinaga (Private) Limited (51% holding)		
41,884,746 ordinary shares of face value of PKR 100 each (June 30, 2022: 41,884,746 ordinary shares of face value of PKR 100 each)	3,963,982	3,963,982
Less: Transferred as held for Sales - note 6.1		
21,763,125 ordinary shares of face value of PKR 100 each (June 30, 2022: Nil ordinary shares)	(2,059,716)	-
	1,904,266	3,963,982
Others		
Equity		
- Arabian Sea Country Club Limited		
250,000 ordinary shares (June 30, 2022: 250,000) of PKR 10 each	2,500	2,500
	2,407,242	4,466,958
6.1	On September 16, 2022, the Company entered into a Share Purchase Agreement (SPA) with Morinaga Milk Industry Co. Ltd Japan (Morinaga Milk) for partial divestment of its 26.5% shareholding in NutriCo Morinaga (Private) Limited (NMPL) at an aggregate sale price of USD 45,082,657 (approximately USD 2.07 per share). The transaction was approved by shareholders in the Annual General Meeting dated September 27, 2022 and by the Competition Commission of Pakistan on December 08, 2022. Subsequent to the period end, the above transaction has been concluded which will be reflected in the condensed interim financial statements for the period ending March 31, 2023. After the completion of the transaction, the Company will continue to hold approximately 24.5% of the share capital of NMPL and NMPL will be treated as an associate of the Company. As per IFRS 5 - Non Current Assets Held for Sale and discontinued operations, the cost of Company's 26.5% investment in NMPL has been classified as held for sale as at December 31, 2022.	
7 Stock-in-trade		
Raw and packing material includes in-transit PKR 4,850.455 million (June 30, 2022: PKR 1,168.159 million)	12,893,291	12,135,712
Work-in-process	702,950	329,612
Finished goods include in-transit PKR 301.737 million (June 30, 2022: PKR 278.038 million)	6,198,507	4,329,784
	19,794,748	16,795,108
Provision for slow moving and obsolete stock-in-trade		
- Raw material	(86,449)	(72,859)
- Finished goods	(84,612)	(53,317)
	(171,061)	(126,176)
	19,623,687	16,668,932
7.1	Stock amounting to PKR 455.123 million (June 30, 2022: PKR 12.653 million) is measured at net realisable value and expense amounting to PKR 36.097 million (June 30, 2022: expense of PKR 4.685 million) has been recognised in cost of sales.	

Amounts in PKR '000		
	December 31, 2022 (Unaudited)	June 30, 2022 (Audited)
8 Trade debts		
<i>Considered good</i>		
- Secured	1,438,080	1,142,162
- Unsecured		
Due from associated companies	12,701	25,269
Others	3,093,369	2,759,686
	4,544,150	3,927,117
<i>Considered doubtful</i>	139,338	160,857
	4,683,488	4,087,974
- Allowance for ECL	(139,338)	(160,857)
- Provision for price adjustments and discounts	(450,077)	(313,569)
	(589,415)	(474,426)
	4,094,073	3,613,548
9 Other receivables		
<i>Considered good</i>		
Sales tax	2,021,916	1,661,704
Commission and discounts receivable	35,412	134,760
Due from subsidiaries	61,875	61,875
Receivable from principal	109,970	101,700
Others	177,946	252,702
	2,407,119	2,212,741
<i>Considered doubtful</i>	10,028	10,028
	2,417,147	2,222,769
Allowance for ECL on receivables	(10,028)	(10,028)
	2,407,119	2,212,741
10 Cash and bank balances		
This includes term deposit receipts of PKR 446.818 million being held with commercial banks as margin against guarantees extended to meet regulatory requirements.		
11 Long-term loans		
Long-term loans - note 11.1	5,296,552	5,698,220
Current portion shown under current liabilities	(1,199,053)	(1,321,942)
	4,097,499	4,376,278
11.1 Following is the movement in long-term loans during the period / year:		
Opening balance	5,698,220	4,972,617
Obtained during the period / year	684,343	3,054,045
Impact of discounting	(353,515)	(980,795)
Accretion of interest	66,763	134,141
Repaid during the period / year	(799,259)	(1,481,788)
Closing balance	5,296,552	5,698,220
11.2 There is no material change in the terms and conditions of the long-term loans as disclosed in the Company's annual unconsolidated financial statements for the year ended June 30, 2022 except mentioned below :		
The Company has availed Temporary Economic Refinance Facility (TERF) of PKR 684.343 million for capex requirement of Soda ash division during the period. The maturity of these loans is 10 years with grace period of 2 years. The markup rate on this financing is as per SBP regulations.		

	December 31, 2022 (Unaudited)	June 30, 2022 (Audited)
12 Deferred tax liability - net		
Deductible temporary differences		
Provisions for retirement benefits, doubtful debts and others	(344,548)	(309,601)
Retirement funds provision	(159,197)	(158,841)
Taxable temporary differences		
Property, plant and equipment	2,270,408	2,198,806
	1,766,663	1,730,364
13 Deferred income - Government grant		
Government grant - note 13.1	1,301,216	1,033,245
Current portion of government grant	(192,553)	(163,440)
	1,108,663	869,805
13.1 Following is the movement in government grant during the period / year:		
Opening balance	1,033,245	191,980
Obtained during the period / year	353,515	980,795
Amortisation of deferred income - government grant	(85,544)	(139,530)
Closing balance	1,301,216	1,033,245
14 Short-term financing		
Export Refinance Facility (ERF)	1,706,000	741,000
Short-term running finance - Secured	14,032,200	10,584,419
	15,738,200	11,325,419

There is no material change in the terms and conditions of the short-term borrowings and running finance as disclosed in the unconsolidated annual audited financial statements as at and for the year ended June 30, 2022 except mentioned below:

During the period the Company has availed Export Refinance Facility (ERF) of SBP Part 2, amounting to PKR 1,706 million (2022: PKR 741 million) as at December 31, 2022 from various banks. It is secured against charge on current assets of the company and carries mark-up at State Bank of Pakistan (SBP) rate + 0.20% to 1.00% per annum (2022: SBP rate + 0.15% to 1.00% per annum). This facility is interchangeable with Short Term Running Finance provided by the Banks.

15 Contingencies and commitments

15.1 Claims against the Company not acknowledged as debts are as follows:

Local bodies	84,500	84,500
Others	6,192	6,192
	90,692	90,692

15.2 There are no material changes in the status of contingencies as reported in the annual unconsolidated audited financial statements as at and for the year ended June 30, 2022, except for the following:

15.2.1 A show cause notice dated March 16, 2022 was issued under section 11 of the Sales Tax Act, 1990 by the Federal Board of Revenue [FBR] on account of incorrect apportionment of input tax between taxable and non-taxable supplies. After furnishing all necessary information along with documentary evidences, the FBR finalized the proceedings vide order dated October 10, 2022 whereby sales tax demand of PKR 256 million [including penalty] was raised.

Being aggrieved, the Company filed an appeal before the Commissioner (Appeals) who, vide appellate order dated December 21, 2022, has remanded back the matter to FBR with certain directions. The remand back proceedings are yet to be initiated. The management of the Company is confident that the above case would be decided in Company's favor. Accordingly, no provision in this respect has been made in these condensed interim unconsolidated financial statements.

	December 31, 2022 (Unaudited)	June 30, 2022 (Audited)
15.2.2 Through Finance Act, 2022, the Government has levied Super Tax on high earning persons under section 4C of the Income Tax Ordinance, 2001 for tax year 2022 and onwards, in addition to corporate tax rate of 29%.		
The Company together with other parties challenged the retrospective application of the said levy for tax year 2022 before the Honorable High Court of Sindh who, vide order dated December 22, 2022, has decided the matter in favor of the Company being ultra vires to the Constitution of Pakistan. However, the operation of the said order is suspended for 60 days. Since the decision of the High Court of Sindh can be challenged by the Federal Board of Revenue before the Supreme Court of Pakistan, the Company has not reversed the related provision of PKR 916.492 million held in the books till the matter attains finality.		
15.3 Commitments in respect of capital expenditure (Light Ash project of Soda Ash and others)	829,168	1,873,196
15.4 Commitments for rentals under Ijarah contracts in respect of vehicles are as follows:		
Year		
2021-22	-	2,123
2022-23	6,643	8,491
2023-24	7,060	9,043
2024-25	7,519	9,630
2025-26	8,008	10,256
	29,230	39,543
Payable not later than one year	6,643	2,123
Payable later than one year but not later than five years	22,587	37,420
	29,230	39,543
15.5 Outstanding letter of credit (Unutilized PKR 14,175.969 million, June 30, 2022: 11,010.930 million)	2,815,888	4,860,121
15.6 Commitments in respect of Post dated cheques	1,037,220	552,082

16 Operating Segment results (Unaudited)

Operating segments as disclosed below do not incorporate the results of subsidiaries as these are separate financial statements of the Company:

Amounts in PKR '000									
Polyester				Soda Ash			Pharma		
For the 3 months ended December 31, 2022	For the 6 months ended December 31, 2022	For the 3 months ended December 31, 2021	For the 6 months ended December 31, 2021	For the 3 months ended December 31, 2022	For the 6 months ended December 31, 2022	For the 3 months ended December 31, 2021	For the 6 months ended December 31, 2021	For the 3 months ended December 31, 2021	For the 6 months ended December 31, 2021
10,114,305	20,495,634	11,253,847	19,917,931	11,577,874	22,738,480	7,152,685	13,446,724	3,117,563	6,129,555
(1,415,029)	(2,853,751)	(1,606,217)	(2,848,537)	(1,513,681)	(2,975,216)	(854,467)	(1,641,136)	(39,090)	(22,605)
(522)	(12,534)	(38,270)	(91,550)	(167,414)	(351,046)	(371,087)	(715,882)	(805,941)	(1,878,273)
(1,415,550)	(2,866,285)	(1,644,487)	(2,940,087)	(1,681,095)	(3,326,282)	(1,225,554)	(2,357,018)	(844,931)	(1,900,878)
8,698,755	17,629,349	9,609,360	16,977,844	9,896,779	19,412,218	5,927,131	11,089,706	2,272,632	4,228,677
(8,487,287)	(16,636,100)	(8,134,406)	(14,659,516)	(7,897,541)	(15,020,128)	(4,375,307)	(8,033,013)	(1,478,374)	(2,761,026)
211,468	993,249	1,474,954	2,318,328	1,999,238	4,392,090	1,551,824	3,056,693	794,268	1,467,651
(124,225)	(316,599)	(148,891)	(273,068)	(283,757)	(546,020)	(300,860)	(795,406)	(340,316)	(667,941)
(32,124)	(64,865)	(30,970)	(71,077)	(300,002)	(550,264)	(242,173)	(462,854)	(110,960)	(151,638)
55,119	611,785	1,295,103	1,974,183	1,415,479	3,295,806	1,008,791	1,991,502	286,812	648,072
Polyester			Soda Ash			Pharma			
December 31, 2022 (Unaudited)	June 30, 2022 (Audited)	December 31, 2022 (Unaudited)	June 30, 2022 (Audited)	December 31, 2022 (Unaudited)	June 30, 2022 (Audited)	December 31, 2022 (Unaudited)	June 30, 2022 (Audited)	December 31, 2022 (Unaudited)	June 30, 2022 (Audited)
15,525,457	15,971,757	41,912,548	36,580,893	9,368,568	7,480,296	9,368,568	7,480,296	9,368,568	7,480,296
16,727,489	17,906,942	9,764,051	7,675,488	6,574,115	5,344,090	6,574,115	5,344,090	6,574,115	5,344,090
Animal Health			Chemicals and Agri Sciences			Company			
For the 3 months ended December 31, 2022	For the 6 months ended December 31, 2021	For the 3 months ended December 31, 2021	For the 6 months ended December 31, 2021	For the 3 months ended December 31, 2022	For the 6 months ended December 31, 2022	For the 3 months ended December 31, 2021	For the 6 months ended December 31, 2021	For the 3 months ended December 31, 2021	For the 6 months ended December 31, 2021
2,389,463	4,261,880	1,815,280	3,407,389	3,024,350	5,732,168	3,175,337	6,001,786	30,196,637	48,889,370
(45,390)	(89,417)	(4,835)	(4,963)	(279,669)	(533,512)	(299,396)	(562,582)	(6,523,805)	(5,099,823)
(490,176)	(909,242)	(362,948)	(726,481)	(257,846)	(497,685)	(229,888)	(438,124)	(1,721,799)	(3,850,310)
(535,666)	(996,659)	(367,783)	(731,444)	(637,515)	(1,031,197)	(529,284)	(1,020,706)	(5,014,657)	(8,950,133)
1,853,897	3,263,221	1,447,497	2,675,945	2,486,835	4,700,971	2,646,053	4,981,080	25,181,880	39,939,237
(1,372,679)	(2,342,335)	(1,025,256)	(1,899,771)	(1,903,479)	(3,592,660)	(1,891,978)	(3,643,589)	(21,112,612)	(30,982,904)
481,218	920,886	422,241	776,174	583,086	1,108,311	754,075	1,337,491	4,069,268	8,955,258
(218,314)	(419,955)	(212,719)	(353,478)	(280,479)	(559,477)	(292,343)	(510,496)	(1,303,261)	(2,407,520)
(28,150)	(52,284)	(16,277)	(26,665)	(91,119)	(173,262)	(73,350)	(155,691)	(562,355)	(451,240)
234,754	448,647	193,245	396,031	211,488	376,582	388,362	671,304	2,203,652	5,691,092
Animal Health			Chemicals and Agri Sciences			Company			
December 31, 2022 (Unaudited)	June 30, 2022 (Audited)	December 31, 2022 (Unaudited)	June 30, 2022 (Audited)	December 31, 2022 (Unaudited)	June 30, 2022 (Audited)	December 31, 2022 (Unaudited)	June 30, 2022 (Audited)	December 31, 2022 (Unaudited)	June 30, 2022 (Audited)
5,695,721	5,032,145	12,286,096	11,418,054	62,386,643	55,974,340	62,386,643		62,386,643	55,974,340
				2,988,207	3,966,482	2,988,207		3,966,482	3,966,482
				65,374,850	59,940,822	65,374,850		59,940,822	59,940,822
1,018,991	773,209	2,628,265	2,328,549	14,330,162	13,419,098	14,330,162		13,419,098	13,419,098
				37,029,745	20,130,602	37,029,745		20,130,602	20,130,602
				37,359,907	33,549,700	37,359,907		33,549,700	33,549,700

Turnover - note 16.1 & 16.2

Sales tax

Commission and discounts/ price adjustment

Net turnover

Cost of sales - note 16.1 and 17

Gross profit

Selling and distribution expenses

Administration and general expenses

Operating result

Segment Assets

Segment Liabilities

Turnover - note 16.1 & 16.2

Sales tax

Commission and discounts/ price adjustment

Net turnover

Cost of sales - note 16.1 and 17

Gross profit

Selling and distribution expenses

Administration and general expenses

Operating result

Segment Assets

Segment Liabilities

Unallocated Assets

Unallocated Liabilities

* Note: Inter unit current account balances of respective businesses have been eliminated from the total.

	For the 3 months ended December 31, 2022	For the 6 months ended December 31, 2022	For the 3 months ended December 31, 2021	For the 6 months ended December 31, 2021
16.1 Turnover and cost of sales	(Unaudited)			
Inter-segment sales and purchases have been eliminated from the total	27,018	39,405	12,288	14,015
16.2 Turnover includes export sales made to various countries amounting to:	1,139,763	2,500,856	1,116,409	1,825,550
17 Cost of sales				
Opening stock of raw and packing materials	12,239,061	12,062,852	6,835,496	6,568,053
Purchases	12,982,338	26,153,332	13,534,737	22,922,203
	25,221,399	38,216,184	20,370,233	29,490,256
Closing stock of raw and packing materials	(12,806,842)	(12,806,842)	(9,440,331)	(9,440,331)
Raw and packing materials consumption	12,414,557	25,409,342	10,929,902	20,049,925
Manufacturing costs - note 17.1	7,079,680	13,850,186	4,527,050	8,575,548
	19,494,237	39,259,528	15,456,952	28,625,473
Opening stock of work-in-process	482,850	329,611	206,783	201,744
	19,977,087	39,589,139	15,663,735	28,827,217
Closing stock of work-in-process	(702,951)	(702,951)	(339,418)	(339,418)
Cost of goods manufactured	19,274,136	38,886,188	15,324,317	28,487,799
Opening stock of finished goods	6,377,226	4,276,469	4,659,037	4,516,576
Finished goods purchased	1,575,145	3,409,689	1,519,163	2,675,608
	27,226,507	46,572,346	21,502,517	35,679,983
Closing stock of finished goods	(6,113,895)	(6,113,894)	(4,697,083)	(4,697,083)
	21,112,612	40,458,452	16,805,434	30,982,900
17.1 Includes cost in relation to oil, gas and electricity amounting to PKR 9,813.240 million (December 31, 2021: 5,011.159 million)				
18 Taxation				
Current	613,790	1,246,007	800,343	1,493,556
Deferred	(64,542)	36,447	(34,319)	(108,637)
	549,248	1,282,454	766,024	1,384,919
19 Cash flows from operations			For the 6 months ended December 31, 2022	For the 6 months ended December 31, 2021
Profit before taxation			4,291,662	4,954,140
Adjustments for:				
Depreciation and amortisation			1,486,417	1,254,758
Gain on disposal of operating fixed assets			(6,425)	(18,300)
Provision for non-management staff gratuity and eligible retired employees' medical scheme			19,711	18,785
Provision for staff retirement benefit plan			20,672	21,133
Interest on bank deposits			(6,598)	(2,879)
Dividend received			(300,000)	-
Interest expense			1,053,664	301,911
Provision no longer required			(740)	(8,242)
Provision for slow moving and obsolete stock-in-trade			59,771	(4,973)
Allowance for expected credit loss			17,087	19,188
Discounting on staff loans			(70,647)	-
Deferred income - Government grant			(95,554)	(55,080)
Provision for slow moving and obsolete stores, spares and consumables			46	6,515
			6,469,066	6,486,956
Movement in:				
Working capital - note 19.1			(4,485,656)	(3,333,397)
Long-term loans			(65,121)	25,753
Long-term deposits and prepayments			(1,511)	(14,276)
Cash generated from operations			1,916,778	3,165,036

	For the 6 months ended December 31, 2022	For the 6 months ended December 31, 2021
19.1 Movement in working capital		
<i>(Increase) / decrease in current assets</i>		
Stores, spares and consumables	(132,075)	(106,086)
Stock-in-trade	(3,014,526)	(3,185,486)
Trade debts	(497,612)	(1,111,246)
Loans and advances	(49,843)	(319,696)
Trade deposits and short-term prepayments	(73,783)	(329,626)
Other receivables	(194,378)	553,401
	(3,962,217)	(4,498,739)
<i>(Decrease) / Increase in current liabilities</i>		
Trade and other payables	(523,439)	1,165,342
	(4,485,656)	(3,333,397)

20 Transactions with related parties

The related parties comprise the Holding company and related group companies, associated company, subsidiary companies, directors of the Company, companies where directors also hold directorship, key employees and staff retirement funds. All the transactions with related parties are entered into at agreed terms duly approved by the Board of Directors of the Company. Details of transactions with related parties, other than those which have been specifically disclosed elsewhere in these condensed interim unconsolidated financial statements are as follows:

		For the 3 months ended December 31, 2022	For the 6 months ended December 31, 2022	For the 3 months ended December 31, 2021	For the 6 months ended December 31, 2021
Relationship with the Company	Nature of transaction				
<i>Parent Company</i>	Dividend	-	761,970	-	1,015,960
	Sale of goods and material	10,693	18,545	133	133
	Purchase of goods, materials and services	9,877	25,768	37,539	51,249
<i>Subsidiary Companies</i>	Purchase of electricity	294,848	845,776	397,681	944,754
	Provision of services and other receipts	495	990	495	990
	Sale of goods, material and asset	-	26	55	55
	Investment in Associate/Subsidiary	-	-	-	770,182
	Reimbursement of expenses	1,038	2,112	1,546	2,646
	Dividend income from subsidiary	-	300,000	-	-
<i>Associated Companies</i>	Royalty - note 20.1	179,283	372,412	157,217	298,818
	Purchase of goods, materials and services	959,266	1,151,280	96,406	220,113
	Sale of goods and materials	957,200	2,299,625	482,691	707,691
	Dividend paid	-	367,684	-	490,246
	Donation	4,622	36,609	4,900	13,600
<i>Others</i>	Staff retirement benefits	105,800	200,695	97,292	184,263
<i>Key management personnel</i>	Remuneration paid	97,825	377,140	86,566	362,516
	Post employment benefits	12,528	24,022	11,525	22,005
	Director's meeting fee	1,556	2,531	825	1,800
	Dividends	-	35,512	-	51,434

20.1 The Company's agreement with Lucky Holding Limited (Associated Company) expired on December 28, 2022.

21 Estimates

The preparation of these condensed interim unconsolidated financial statements, in conformity with approved accounting standards requires the use of certain critical accounting estimates. It also requires management to exercise its judgement in the process of applying the Company's accounting policies. Estimates and judgements are continually evaluated and are based on historical experience and other factors, including expectation of future events that are believed to be reasonable under the circumstances. Actual results may differ from the estimates. During the preparation of these condensed interim financial statements, the significant judgements made by management in applying the Company's accounting policies and the key sources of estimation and assumptions are consistent with those that were applied to the annual audited financial statements of the Company for the year ended June 30, 2022.

22 Standards, amendments and interpretations adopted during the period

The Company has adopted the certain amendments and improvements to the International Financial Reporting Standards (IFRSs) which became effective for the current period as disclosed below. The said amendments did not have any material impact on these condensed interim unconsolidated financial statements.

Amendments to approved accounting standards

IFRS 3	Reference to the Conceptual Framework (Amendments)
IAS 16	Property, Plant and Equipment: Proceeds before Intended Use (Amendments)
IAS 37	Onerous Contracts – Costs of Fulfilling a Contract (Amendments)

Improvements to Accounting Standards Issued by the IASB (2018-2020 cycle)

IFRS 9	Financial Instruments – Fees in the '10 percent' test for derecognition of financial liabilities
IAS 41	Agriculture – Taxation in fair value measurements
IFRS 16	Leases: Lease incentives

23 Financial risk management

The Company's financial risk management objective and policies are consistent with that disclosed in the annual unconsolidated audited financial statements for the year ended June 30, 2022.

24 Subsequent events

24.1 The Directors in their meeting held on January 25, 2023 have recommended and approved an interim cash dividend of PKR 10.00 per share in respect of six months ended December 31, 2022 (December 31, 2021: PKR 20.00 per share). The condensed interim unconsolidated financial statements for the six months ended December 31, 2022 do not include the effect of the above interim dividend which will be accounted for in the period in which it is approved.

24.2 Subsequent to the period end, the Company received confirmation from Lotte Chemical Corporation that their board of directors has approved the sale of approximately 75.01% of the issued and paid up capital of Lotte Chemical Pakistan Limited, comprising approximately of 1,135,860,105 ordinary shares to the Company (the 'Proposed Transaction') against the submission of its binding bid dated July 22, 2022. Completion of proposed transaction remains subject to the signing of the Share Purchase Agreement and other transactional document between the parties, along with receipt of necessary approvals, including the Company's Board of Directors.

25 Date of authorisation

These condensed interim unconsolidated financial statements were authorised for issue in the Board of Directors meeting held on January 25, 2023.


26 General

Figures have been rounded off to the nearest thousand rupees except as stated otherwise.



Muhammad Sohail Tabba

Chairman / Director



Asif Jooma

Chief Executive



Atif Aboobukar

Chief Financial Officer



LUCKY CORE INDUSTRIES

Formerly ICI Pakistan Limited

Lucky Core Industries Limited and its Subsidiary Companies Consolidated Financial Statements

Review of the Directors

for the Six Months ended December 31, 2022 - Consolidated

The Directors are pleased to present their review together with the unaudited Group results of Lucky Core Industries Limited (formerly ICI Pakistan Limited) for the six months ended December 31, 2022. The Lucky Core Industries group comprises Lucky Core Industries Limited, and its subsidiaries: Lucky Core PowerGen Limited (PowerGen) (formerly ICI Pakistan PowerGen Limited) and NutriCo Morinaga (Private) Limited (NMPL).

The Director's report, which provides a commentary on the performance of Lucky Core Industries Limited for the six months ended December 31, 2022, has been presented separately.

The Net Turnover of PowerGen for the six months ended stood at PKR 783 million, which is 7% lower as compared to the SPLY. This was mainly due to the lower sale of electricity units by 38% from the SPLY partially offset by an increase in electricity prices backed by higher HFO prices. The Operating Result at PKR 61 million, has declined by 47% against the SPLY due to lower volumes and higher cost of sales.


Net Turnover of NMPL for the six months at PKR 7,350 million and Operating Result at PKR 1,166 million are 10% and 21% higher respectively than the SPLY.

On September 16, 2022, Lucky Core Industries Limited entered into a Share Purchase Agreement (SPA) with Morinaga Milk Industry Co. Ltd Japan (Morinaga Milk) whereby Morinaga agreed to purchase 21,763,125 ordinary shares of NutriCo Morinaga Private Limited (NMPL) from the Company constituting approximately 26.5% of the issued and paid up share capital of NMPL at an aggregate price of USD 45,082,657 (approximately US Dollar 2.07 per share). The transaction has been completed in January 2023. In accordance with IFRS 5 - Non Current Asset Held for Sale and discontinued operation, investment in NutriCo Morinaga (Private) Limited in these consolidated group results is classified as discontinued operations. On a consolidated basis (including the result of the Company's subsidiary PowerGen), Net Turnover for the six months from continuing operations under review at PKR 49,582 million is higher by 6% over the SPLY. Whereas the Operating Result from continuing operations at PKR 5,359 million is lower by 21% in comparison to the SPLY mainly due to the lower profitability of the Company on a standalone basis. Including the impact of discontinued operations, Net Turnover for the six months would have been 22% above the SPLY whereas Operating Result would have been lower by 3% from the SPLY.

On a consolidated basis, PAT for the six months under review for both continuing and discontinued operations at PKR 3,274 million is 46% lower than the SPLY, whereas EPS attributable to the owners of the holding company for both continuing and discontinued operations at PKR 32.76 is 48% lower than the SPLY. The decline is due to a one-off net positive impact of PKR 1,847 million recorded in the SPLY as a consequence of the remeasurement of the previously held equity interest of NutriCo Pakistan (Private) Limited on the acquisition of an additional 11% shareholding along with the reduced profitability of the Company on a standalone basis.



Muhammad Sohail Tabba
Chairman / Director
Dated: January 25, 2023
Karachi.



Asif Jooma
Chief Executive

ڈائریکٹرز کا جائزہ

برائے ششماہی ختم شدہ 31 دسمبر 2022 - کنسولیڈیٹڈ

ڈائریکٹرز کی کور انڈسٹریز لمیٹڈ (سابقہ آئی سی آئی پاکستان لمیٹڈ) کے غیر آڈٹ شدہ گروپ رزلٹس بشمول جائزہ برائے ششماہی ختم شدہ 31 دسمبر 2022 پیش کرتے ہوئے خوشی محسوس کر رہے ہیں۔ لکی کور انڈسٹریز گروپ، لکی کور انڈسٹریز لمیٹڈ پر مشتمل ہے اور اس کے ذیلی اداروں میں لکی کور پاور جن لمیٹڈ (پاور جن) (سابقہ آئی سی آئی پاکستان پاور جن لمیٹڈ) اور نیوٹری کو موریناگا (پرائیویٹ) لمیٹڈ (NMPL) شامل ہیں۔

31 دسمبر 2022 کو ختم شدہ ششماہی کیلئے لکی کور انڈسٹریز لمیٹڈ کی کارکردگی کی وضاحت پر مشتمل ڈائریکٹرز رپورٹ علیحدہ سے پیش کی جا چکی ہے۔

پاور جن کا مجموعی کاروبار ششماہی کے لئے 783 ملین روپے بنتا ہے جو گزشتہ سال کی اسی مدت کے مقابلے میں 7 فیصد کم ہے۔ یہ بنیادی طور پر بجلی یونٹس کی 38 فیصد کم سیلز کے باوجود HFO کی زائد قیمتوں کے سبب قیمت فروخت میں اضافے کے سبب ہے۔ کاروباری منافع مجموعی طور پر 61 ملین روپے رہا جو کہ گزشتہ سال کی اسی مدت کے مقابلے میں 47 فیصد کم ہے کیونکہ مقدار میں کمی اور سیلز کے اخراجات زائد رہے۔

ششماہی کیلئے نیوٹری کو موریناگا پاکستان لمیٹڈ کا مجموعی کاروبار 7,350 ملین روپے تھا اور کاروباری منافع 1,166 ملین روپے تھا جو گزشتہ سال کی اسی مدت کے مقابلے میں بالترتیب 10 فیصد اور 21 فیصد زائد ہے۔

16 ستمبر 2022 کو لکی کور انڈسٹریز لمیٹڈ (سابقہ آئی سی آئی پاکستان لمیٹڈ) نے موریناگا ملک انڈسٹری کو لمیٹڈ جاپان (موریناگا ملک) کے ساتھ ایک شیئر پرچیز ایگریمنٹ (SPA) کیا جس کے تحت کمپنی سے موریناگا ملک نے نیوٹری کو موریناگا (پرائیویٹ) لمیٹڈ کے 21,763,125 عبوری شیئرز کی خریداری پر رضامندی ظاہر کی، جو کہ نیوٹری کو موریناگا (پرائیویٹ) لمیٹڈ کے جاری شدہ اور ادائ شدہ شیئر کیپٹل کا 26.5 فیصد بنتا ہے جس کی مالیت 45,082,657 امریکی ڈالر (تقریباً 2.07 امریکی ڈالر فی شیئر) بنتی ہے۔ مذکورہ لین دین جنوری 2023 کو مکمل ہو چکی ہے۔ جس کے بعد نیوٹری کو موریناگا (پرائیویٹ) لمیٹڈ (NMPL) میں انویسٹمنٹ کو گروپ رزلٹس کے اندر IFRS 5 ”غیر موجودہ اثاثے برائے فروخت اور غیر جاری آپریشنز“ کی روشنی میں غیر جاری آپریشنز کے طور پر شامل کیا گیا ہے۔ مجموعی بنیادوں پر کمپنی نے (ذیلی ادارے پاور جن کے ساتھ) اپنے جاری آپریشنز سے زیر جائزہ ششماہی کے دوران 49,582 ملین روپے کا مجموعی کاروبار کیا جو کہ گزشتہ سال کے اسی عرصے کے مقابلے میں 6 فیصد زائد ہے جبکہ جاری آپریشنز سے 5,359 ملین روپے کا کاروباری منافع گزشتہ سال کی اسی مدت کے مقابلے میں 21 فیصد کم ہے۔ بشمول غیر جاری آپریشنز، مجموعی کاروباری منافع گزشتہ سال کی اسی مدت کے مقابلے میں بالترتیب 22 فیصد زائد اور 3 فیصد کم رہا۔

زیر جائزہ ششماہی میں جاری اور غیر جاری آپریشنز سے مشترکہ بعد از ٹیکس منافع 3,274 ملین روپے ہے جو کہ گزشتہ سال کے مقابلے میں 46 فیصد کم ہے جبکہ جاری اور غیر جاری آپریشنز سے کمپنی کے مالکان کو حاصل ہونے والا ہر ایک شیئر پر منافع 32.76 روپے بنتا ہے جو کہ گزشتہ سال کی اسی مدت کے مقابلے میں 48 فیصد کم ہے۔ جس کی بنیادی وجہ پچھلے سال نیوٹری کو پاکستان (پرائیویٹ) لمیٹڈ میں اضافی 11 فیصد کی شیئر ہولڈنگ حاصل کرنے کے نتیجے میں ہونے والی ایکویٹی انٹریسٹ کی نظر ثانی سے حاصل ہونے والا 1,847 ملین روپے کا ون آف پاز بٹو اسپیکٹ تھا اور اس سال انفرادی بنیادوں پر کمپنی کے منافع میں کمی واقع ہونا ہے۔

آصف جمعہ

چیف ایگزیکٹو

محمد سہیل ثناء

چیئر مین / ڈائریکٹر

تاریخ: 25 جنوری 2023

کراچی

Lucky Core Industries Limited (Formerly ICI Pakistan Limited)
Condensed Interim Consolidated Statement of Financial Position
As at December 31, 2022

Amounts in PKR '000			
	Note	December 31, 2022 (Unaudited)	June 30, 2022 (Audited)
ASSETS			
Non-current assets			
Property, plant and equipment	4	28,016,362	32,296,855
Intangible assets	5	1,662,497	9,440,221
Right-of-use assets		123,553	163,074
		29,802,412	41,900,150
Long-term investments	6	2,500	2,500
Long-term loans		471,756	360,011
Long-term deposits and prepayments		56,956	55,445
		531,212	417,956
		30,333,624	42,318,106
Current assets			
Stores, spares and consumables		1,326,101	1,235,634
Stock-in-trade	8	19,456,735	19,685,162
Trade debts	9	4,028,980	4,820,447
Loans and advances		1,947,643	1,844,931
Trade deposits and short-term prepayments		810,064	793,520
Other receivables	10	2,496,961	3,738,493
Cash and bank balances	11	727,209	693,356
		30,793,693	32,811,543
Assets attributable to discontinued operations	7	19,738,593	-
Total assets		80,865,910	75,129,649
EQUITY AND LIABILITIES			
Share capital and reserves			
Authorised capital			
1,500,000,000 (June 30, 2022: 1,500,000,000) ordinary shares of PKR 10 each		15,000,000	15,000,000
Issued, subscribed and paid-up capital			
92,359,050 (June 30, 2022: 92,359,050) ordinary shares of PKR 10 each		923,591	923,591
Capital reserves		309,643	309,643
Revenue reserve - unappropriated profit		28,869,647	27,229,297
Attributable to the equity holders of the holding company		30,102,881	28,462,531
Non-controlling interests		5,077,399	4,828,721
Total equity		35,180,280	33,291,252
LIABILITIES			
Non-current liabilities			
Provisions for non-management staff gratuity		126,530	118,869
Long-term loans	12	4,097,498	6,044,640
Lease liabilities		91,292	88,182
Deferred tax liability - net	13	1,766,689	2,812,745
Deferred income - Government grant	14	1,109,913	870,055
Contractor's retention money		-	198,259
		7,191,922	10,132,750
Current liabilities			
Trade and other payables		10,788,891	14,317,974
Accrued mark-up		570,839	441,018
Short-term financing	15	15,701,949	13,705,104
Current portion of long-term loans		1,199,053	1,779,682
Current portion of lease liabilities		54,463	96,117
Current portion of deferred income - Government grant		192,553	164,440
Taxation - net		990,236	1,085,812
Unclaimed dividend		121,952	115,500
		29,619,936	31,705,647
Liabilities associated with discontinued operations	7	8,873,772	-
Total equity and liabilities		80,865,910	75,129,649

Contingencies and commitments

16

The annexed notes 1 to 27 form an integral part of these condensed interim consolidated financial statements.


Muhammad Sohail Tabba
Chairman / Director


Asif Jooma
Chief Executive


Atif Aboobakar
Chief Financial Officer

Lucky Core Industries Limited (Formerly ICI Pakistan Limited)
Condensed Interim Consolidated Statement of Profit or Loss (Unaudited)
For the Six Months Ended December 31, 2022

Amounts in PKR '000

	For the 3 months ended December 31, 2022	For the 6 months ended December 31, 2022	For the 3 months ended December 31, 2021	For the 6 months ended December 31, 2021
Net turnover - note 17	25,286,645	49,582,407	25,155,727	46,624,127
Cost of sales - note 17 and 18	(21,196,962)	(40,564,569)	(19,446,968)	(36,105,494)
Gross profit	4,089,683	9,017,838	5,708,759	10,518,633
Selling and distribution expenses - note 17	(1,303,261)	(2,636,129)	(1,510,668)	(2,788,213)
Administration and general expenses - note 17	(562,224)	(1,022,674)	(500,541)	(971,018)
Operating result - note 17	2,224,198	5,359,035	3,697,550	6,759,402
Finance costs	(575,255)	(1,053,664)	(269,386)	(487,456)
Exchange gain / (loss)	15,819	(205,930)	(117,628)	(246,348)
Workers' profit participation fund	(56,392)	(153,903)	(148,834)	(266,458)
Workers' welfare fund	(34,334)	(71,659)	(55,500)	(103,709)
Other charges	(14,576)	(36,081)	(29,858)	(39,059)
	(664,738)	(1,521,237)	(621,206)	(1,143,030)
Other income	102,411	211,682	100,631	177,681
Gain on remeasurement of existing interest in NutriCo Pakistan	-	-	-	1,847,321
Profit before taxation	1,661,871	4,049,480	3,176,975	7,641,374
Taxation - note 18	(549,327)	(1,282,573)	(867,251)	(1,596,356)
Profit after taxation from continuing operations	1,112,544	2,766,907	2,309,724	6,045,018
Discontinued operations				
Profit after taxation from discontinued operations - note 7	221,942	507,507	-	-
Profit after Taxation	1,334,486	3,274,414	2,309,724	6,045,018
Attributable to:				
Owners of the Holding Company	1,225,733	3,025,736	2,188,237	5,790,226
Non-controlling interests	108,753	248,678	121,487	254,792
	1,334,486	3,274,414	2,309,724	6,045,018
Basic and diluted earnings per share (PKR)				
- continuing operations	12.05	29.96	23.69	62.69
- discontinued operations	1.23	2.80	-	-
	13.27	32.76	23.69	62.69

The annexed notes 1 to 27 form an integral part of these condensed interim consolidated financial statements.


Muhammad Sohail Tabba
Chairman / Director


Asif Jooma
Chief Executive


Atif Aboobukar
Chief Financial Officer

Lucky Core Industries Limited (Formerly ICI Pakistan Limited)
Condensed Interim Consolidated Statement of Other Comprehensive Income (Unaudited)
For the Six Months Ended December 31, 2022

	Amounts in PKR '000			
	For the 3 months ended December 31, 2022	For the 6 months ended December 31, 2022	For the 3 months ended December 31, 2021	For the 6 months ended December 31, 2021
Profit after taxation	1,112,544	2,766,907	2,309,724	6,045,018
Other comprehensive Income / (Loss)				
Net gain / (loss) on cash flow hedges	-	-	2,007	(6,459)
Total comprehensive income for the period from continuing operations	1,112,544	2,766,907	2,311,731	6,038,559
Discontinued operations				
Profit after taxation from discontinued operations	221,942	507,507	-	-
Total comprehensive income for the period from discontinued operations	221,942	507,507	-	-
Total comprehensive income for the period	1,334,486	3,274,414	2,311,731	6,038,559
Attributable to:				
Owners of the Holding Company	1,225,733	3,025,736	2,190,244	5,783,767
Non-controlling interests	108,753	248,678	121,487	254,792
	1,334,486	3,274,414	2,311,731	6,038,559

The annexed notes 1 to 27 form an integral part of these condensed interim consolidated financial statements.


Muhammad Sohail Tabba
Chairman / Director


Asif Joona
Chief Executive


Atif Aboobakar
Chief Financial Officer

Lucky Core Industries Limited (Formerly ICI Pakistan Limited)
Condensed Interim Consolidated Statement of Changes in Equity (Unaudited)
For the Six Months Ended December 31, 2022

	Amounts in PKR '000					
	Issued, subscribed and paid-up capital	Capital reserves	Revenue reserve - Unappropriated profit	Total Reserves	Non- controlling interests	Total
As at July 1, 2021 (Audited)	923,591	309,643	22,500,442	22,810,085	1,665,538	25,399,214
Final dividend of PKR 20.00 per share for the year ended June 30, 2021	-	-	(1,847,181)	(1,847,181)	-	(1,847,181)
Non-controlling interest arising on step acquisition	-	-	-	-	-	-
Profit for the period	-	-	5,790,226	5,790,226	254,792	6,045,018
Other comprehensive loss for the period - net of tax	-	-	(6,459)	(6,459)	-	(6,459)
Total comprehensive income	-	-	5,783,767	5,783,767	254,792	6,038,559
As at December 31, 2021 (Unaudited)	923,591	309,643	26,437,028	26,746,671	1,920,330	29,590,592
Interim dividend of PKR 20.00 per share for the year ended June 30, 2022	-	-	(1,847,182)	(1,847,182)	-	(1,847,182)
Non-controlling interest arising on step acquisition	-	-	-	-	2,768,690	2,768,690
Profit attributable to non-controlling interest for the year	-	-	-	-	139,701	139,701
Profit for the period	-	-	2,675,302	2,675,302	-	2,675,302
Other comprehensive loss for the period - net of tax	-	-	(35,851)	(35,851)	-	(35,851)
Total comprehensive income	-	-	2,639,451	2,639,451	-	2,639,451
As at June 30, 2022 (Audited)	923,591	309,643	27,229,297	27,538,940	4,828,721	33,291,252
Final dividend of PKR 15.00 per share for the year ended June 30, 2022	-	-	(1,385,386)	(1,385,386)	-	(1,385,386)
Profit for the period	-	-	3,025,736	3,025,736	248,678	3,274,414
Other comprehensive income for the period - net of tax	-	-	-	-	-	-
Total comprehensive income	-	-	3,025,736	3,025,736	248,678	3,274,414
As at December 31, 2022 (Unaudited)	923,591	309,643	28,869,647	29,179,290	5,077,399	35,180,280

The annexed notes 1 to 27 form an integral part of these condensed interim consolidated financial statements.


Muhammad Sohail Tabba
Chairman / Director


Asif Jooma
Chief Executive


Atif Aboobakar
Chief Financial Officer

Lucky Core Industries Limited (Formerly ICI Pakistan Limited)
Condensed Interim Consolidated Statement of Cash Flows (Unaudited)
For the Six Months Ended December 31, 2022

Amounts in PKR '000

	December 31, 2022	December 31, 2021
Cash flows from operating activities		
Cash generated from operations - note 20	2,118,074	4,212,126
Payments for :		
Non-management staff gratuity and eligible retired employees' medical scheme	(14,401)	(7,931)
Staff retirement benefit plan	(27,600)	(27,622)
Taxation	(1,670,849)	(1,442,363)
Interest	(829,458)	(368,631)
Discontinued operations - note 7.3	442,449	-
Net cash generated from operating activities	18,215	2,365,579
Cash flows from investing activities*		
Capital expenditure	(2,290,556)	(4,850,783)
Acquisition of 11% interest of NutriCo Pakistan	-	(770,182)
Transfer upon acquisition	-	289,159
Proceeds from disposal of operating fixed assets	6,826	34,230
Interest received on bank deposits	6,598	4,502
Discontinued operations - note 7.3	4,745	-
Net cash used in investing activities	(2,272,387)	(5,293,074)
Cash flows from financing activities*		
Long-term loans obtained	684,343	2,048,750
Long-term loans repaid	(799,259)	(1,069,408)
Payment against lease liabilities	(49,385)	(47,583)
Dividends paid	(1,378,934)	(1,924,674)
Discontinued operations - note 7.3	(616,414)	-
Net cash used from financing activities	(2,159,649)	(992,915)
Net decrease in cash and cash equivalents	(4,413,821)	(3,920,410)
Cash and cash equivalents at the beginning of the period	(13,011,748)	(3,462,419)
Cash and cash equivalents at the end of the period	(17,425,569)	(7,382,829)
Cash and cash equivalents at the end of period comprise of:		
Cash and bank balances	870,608	247,046
Short-term financing	(18,296,177)	(7,629,875)
	(17,425,569)	(7,382,829)

* No non-cash items are included in these activities

The annexed notes 1 to 27 form an integral part of these condensed interim consolidated financial statements.


Muhammad Sohail Tabba
Chairman / Director


Asif Jooma
Chief Executive


Atif Aboobakar
Chief Financial Officer

Lucky Core Industries Limited (Formerly ICI Pakistan Limited)

Notes to the Condensed Interim Consolidated Financial Statements (Unaudited)

For the Six Months Ended December 31, 2022

1 Status and nature of business

The Group consists of:

- Lucky Core Industries Limited (Formerly ICI Pakistan Limited) (the "Holding Company");
- Lucky Core PowerGen Limited (Formerly ICI PowerGen Limited) ("PowerGen");
- NutriCo Morinaga (Private) Limited ("NutriCo Morinaga");

The Holding Company is incorporated in Pakistan and is listed on The Pakistan Stock Exchange Limited. The Holding Company's registered office is situated at 5 West Wharf, Karachi. The Holding Company is engaged in the manufacture of polyester staple fibre, POY chips, soda ash, specialty chemicals, sodium bicarbonate and polyurethanes; marketing of seeds, toll manufactured and imported pharmaceuticals and animal health products; and merchandising of general chemicals and manufacturing of Masterbatches. It also acts as an indenting agent and toll manufacturer.

PowerGen is incorporated in Pakistan as an unlisted public company and is a wholly owned subsidiary of the Holding Company. PowerGen is engaged in generating, selling and supplying electricity to the Group.

NutriCo Morinaga is incorporated in Pakistan as a private limited company. Holding Company has 51% ownership in NutriCo Morinaga. NutriCo Morinaga is engaged in manufacturing of infant milk powder.

As per the share purchase agreement, the group has decided to dispose 26.5% of investment held in NutriCo Morinaga, further details are referred in note 7.

The condensed interim consolidated financial statements comprise the consolidated statement of financial position of ICI Pakistan Limited and its subsidiary companies, ICI Pakistan PowerGen Limited and NutriCo Morinaga (Private) Limited as at December 31, 2022 and the related consolidated statement of profit or loss, consolidated statement of other comprehensive income, consolidated statement of changes in equity and consolidated statement of cash flow together with the notes forming part thereof.

1.1 Change of the Holding Company name

The Board of Directors considered and approved the change of name of the Holding Company from ICI Pakistan Limited to Lucky Core Industries Limited in their meeting held on August 01, 2022 and the same has been approved in AGM held on September 27, 2022. This decision has been taken primarily to align the Holding Company's name with its holding Company, Lucky Cement Ltd, which is a part of the Yunus Brothers Group (YBG). The proposed name draws on the strength of the Lucky brand, a leading, progressive, and diversified Pakistani Conglomerate. The proposed name embodies the Holding Company's central role in delivering enduring value for its stakeholders and improving lives across the socio-economic fabric of Pakistan. Revised certificate of incorporation has also been issued by the Securities and Exchange Commission of Pakistan (SECP) on December 23, 2022 in respect of change of name of the Holding Company.

2 Statement of compliance

These condensed interim consolidated financial statements have been prepared in accordance with the accounting and reporting standards as applicable in Pakistan for interim financial reporting which comprise of International Accounting Standard (IAS) 34 - 'Interim Financial Reporting' (IAS 34), issued by the International Accounting Standards Board (IASB) as notified under Companies Act, 2017 (the Act) and provisions of and directives issued under the Companies Act, 2017. Where the provisions of and directives issued under the Act differ with the requirement of IAS 34, the provisions of and directives issued under the Act have been followed.

These condensed interim financial statements do not include all the information and disclosures required in the annual financial statements, and should be read in conjunction with the financial statements of the Group for the year ended June 30, 2022.

3 Significant accounting policies

The accounting policies adopted in the preparation of these condensed interim consolidated financial statements are consistent with those followed in the preparation of the Group's annual financial statements for the year ended June 30, 2022, except for the adoption of amendments to approved accounting standards which became effective for the current period as disclosed in note 22 to these condensed interim consolidated financial statements.

	December 31, 2022 (Unaudited)	June 30, 2022 (Audited)
4 Property, plant and equipment		
Operating fixed assets - at net book value	21,925,217	25,652,445
Capital work-in-progress - at cost - note 4.2	6,091,145	6,644,410
Total property, plant and equipment	28,016,362	32,296,855

4.1 Following is the cost of operating property, plant and equipment that have been added / disposed off during the period / year:

	Additions / Transfers		Disposals at net book value	
	December 31, 2022 (Unaudited)	June 30, 2022 (Audited)	December 31, 2022 (Unaudited)	June 30, 2022 (Audited)
Freehold land	-	210,502	-	-
Leasehold land	-	102,656	-	-
Lime beds on freehold land	69,522	96,294	-	-
Buildings on freehold land	38,372	187,538	-	-
Buildings on leasehold land	427,797	405,962	402	-
Plant and machinery	2,517,013	5,265,032	-	6,431
Rolling stock and vehicles	-	132,093	-	15,013
Furniture and equipment	36,255	256,650	-	365
	3,088,959	6,656,727	402	21,809

4.2 The following is the movement in capital work-in-progress during the period / year:

	Civil works and buildings	Plant and machinery	Furniture and equipment	Advances to suppliers / contractors	Designing, consultancy and engineering fee	Total
As at December 31, 2022						
Opening balance	126,119	4,958,789	88,902	1,179,323	291,277	6,644,410
Additions during the year	734,746	1,585,546	25,226	150,556	-	2,496,074
Transferred to operating fixed assets during the year	(535,691)	(1,006,793)	(36,255)	(1,179,323)	(291,277)	(3,049,339)
Closing balance	325,174	5,537,542	77,873	150,556	-	6,091,145

As at June 30, 2022						
Opening balance	225,852	1,411,280	132,545	981,177	288,798	3,039,652
Additions during the year	475,213	8,735,843	100,793	333,092	2,479	9,647,420
Transferred to operating fixed assets during the year	(574,946)	(5,188,334)	(144,436)	(134,946)	-	(6,042,662)
Closing balance	126,119	4,958,789	88,902	1,179,323	291,277	6,644,410

4.2.1 Majority of the closing balance of plant and machinery pertains to the Soda Ash expansion project.

	December 31, 2022 (Unaudited)	June 30, 2022 (Audited)
5 Intangible assets		
Intangible assets - at net book value - note 5.1	1,662,497	9,440,221

	December 31, 2022 (Unaudited)	June 30, 2022 (Audited)
5.1 Following is the detail of intangible assets:		
Brands	1,437,679	1,437,679
Goodwill	206,374	895,520
Distribution Rights	-	7,059,543
Others	18,444	47,479
	1,662,497	9,440,221
5.2 Additions to intangible assets:	3,635	919
6 Long-term investments		
Unquoted		
Associate - NutriCo Pakistan (Private) Limited		
Cost of investment - Equity held Nil (June 30, 2022: 200,000 shares) of PKR 1,000 each and premium of PKR 3,800 (June 30, 2022: 3,800) per share	-	960,000
Opening post acquisition loss	-	(6,659)
Share of profit for the period / year	-	-
	-	(6,659)
Derecognition of investment on becoming subsidiary at acquisition date	-	(953,341)
Others		
Equity		
- Arabian Sea Country Club Limited	2,500	2,500
250,000 ordinary shares (June 30, 2022: 250,000) of PKR 10 each		
	2,500	2,500

7 Discontinued Operations

On September 16, 2022, the Group entered into a Share Purchase Agreement (SPA) with Morinaga Milk Industry Co. Ltd Japan (Morinaga Milk) for partial divestment of its 26.5% shareholding in NutriCo Morinaga (Private) Limited (NMPL) at an aggregate sale price of USD 45,082,657 (approximately USD 2.07 per share). The transaction was approved by shareholders in the Annual General Meeting dated September 27, 2022 and by the Competition Commission of Pakistan on December 08, 2022. Subsequent to the period end, the above transaction has been concluded which will be reflected in the condensed interim financial statements for the period ending March 31, 2023. After the completion of the transaction, the Group will continue to hold approximately 24.5% of the share capital of NMPL and NMPL will be treated as an associate of the Group. As per IFRS 5 - Non Current Assets Held for Sale and discontinued operations, the cost of Company's 26.5% investment in NMPL has been classified as held for sale as at December 31, 2022.

7.1 An analysis of assets and liabilities attributable to discontinued operations as at the reporting date is as below:

	December 31, 2022 (Unaudited)
Assets attributable to discontinued operations	
Property & Equipment	5,172,351
Intangible Assets and goodwill	7,773,961
Long-term loans	19,938
Long-term deposits and prepayments	195
Stores, spares and consumables	52,280
Stock-in-trade	2,958,273
Trade debts	1,079,281
Loans and advances	45,717
Trade deposits and short-term prepayments	264,305
Other receivables	1,847,875
Taxation - net	381,018
Cash and bank balances	143,399
Total Assets	19,738,593

				December 31, 2022 (Unaudited)
Liabilities associated to discontinued operations				
Long term loan				1,344,311
Trade & other payables				3,365,547
Accrued markup				107,073
Short term running finance				2,594,228
Current portion of long term loans				451,315
Current portion of deferred income - Government grant				18
Defer tax liability				1,011,280
Total Liabilities				8,873,772
Net assets attributable to discontinued operations				10,864,821
				</

	December 31, 2022 (Unaudited)	June 30, 2022 (Audited)
Stock amounting to PKR 455.123 million (June 30, 2022: PKR 12.653 million) is measured at net realisable value and expense amounting to PKR 36.097 million (June 30, 2022: expense of PKR 4.685 million) has been recognised in cost of sales.		
9 Trade debts		
<i>Considered good</i>		
- Secured	1,335,976	2,349,163
- Unsecured		
Due from associated companies	49,927	25,269
Others	3,093,154	2,759,584
	4,479,057	5,134,016
<i>Considered doubtful</i>	139,338	160,857
	4,618,395	5,294,873
- Allowance for ECL	(139,338)	(160,857)
- Provision for price adjustments and discounts	(450,077)	(313,569)
	(589,415)	(474,426)
	4,028,980	4,820,447
10 Other receivables		
<i>Considered good</i>		
Sales tax	2,078,532	3,115,928
Commission and discounts receivable	35,412	134,760
Due from subsidiaries	61,875	-
Receivable from principal	109,970	101,700
Others	211,172	386,105
	2,496,961	3,738,493
<i>Considered doubtful</i>	57,263	57,261
	2,554,224	3,795,754
Allowance for ECL on receivables	(57,263)	(57,261)
	2,496,961	3,738,493
11 Cash and bank balances		
This includes term deposit receipts of PKR 446.818 million being held with commercial banks as margin against guarantees extended to meet regulatory requirements.		
12 Long-term loans		
Long-term loans - note 12.1	5,296,551	7,824,322
Current portion shown under current liabilities	(1,199,053)	(1,779,682)
	4,097,498	6,044,640
12.1 Following is the movement in long-term loans during the period / year:		
Opening balance	5,698,219	7,559,671
Obtained during the period	684,343	3,054,045
Impact of discounting	(353,515)	(980,795)
Accretion of interest	66,763	134,141
Repaid during the period	(799,259)	(1,942,740)
Closing balance	5,296,551	7,824,322

	December 31, 2022 (Unaudited)	June 30, 2022 (Audited)
12.2	There is no material change in the terms and conditions of the long-term loans as disclosed in the Group's annual consolidated financial statements as at and for the year ended June 30, 2022, except mentioned below:	
	The Group has availed Temporary Economic Refinance Facility (TERF) of PKR 684.343 million for capex requirement of Soda ash division during the period. The maturity of these loans is 10 years with grace period of 2 years. The markup rate on this financing is as per SBP regulations.	
13	Deferred tax liability - net	
	Deductible temporary differences	
	Provisions for retirement benefits, doubtful debts and others	(344,548) (305,186)
	Retirement funds provision	(159,197) (158,884)
	Minimum Tax	- (34,513)
	Business loss	- (1,035,869)
	Taxable temporary differences	
	Property, plant and equipment	2,270,434 2,809,548
	Intangible Asset	- 1,537,649
	1,766,689	2,812,745
14	Deferred Income - Government grant	
	Government grant	1,302,466 1,034,495
	Current portion of government grant	(192,553) (164,440)
	1,109,913	870,055
14.1	Following is the movement in government grant during the period / year:	
	Opening balance	1,034,495 193,230
	Obtained during the period / year	353,515 980,795
	Amortisation of deferred income - government grant	(85,544) (139,530)
	Closing balance	1,302,466 1,034,495
15	Short-term financing	
	Export Refinance Facility (ERF)	1,706,000 741,000
	Short-term running finance - secured	13,995,949 12,964,104
	15,701,949	13,705,104
	There is no material change in the terms and conditions of the short-term borrowings and running finances as compared to the disclosures made in the group's consolidated annual audited financial statements as at and for the year ended June 30, 2022, except mentioned below:	
	The Group has availed Export Refinance Facility (ERF) of SBP Part 2, amounting to PKR 1,706 million (2022: PKR 741 million) as at December 31, 2022 from various banks. It is secured against charge on current assets of the group and carries mark-up at State Bank of Pakistan (SBP) rate + 0.20% to 1.00% per annum (2022: SBP rate + 0.15% to 1.00% per annum). This facility is interchangeable with Short Term Running Finance provided by the Banks.	
16	Contingencies and commitments	
16.1	Claims against the Group not acknowledged as debts are as follows:	
	Local bodies	84,500 84,500
	Others	6,192 6,192
	90,692	90,692
16.2	There are no material changes in the status of contingencies as reported in the annual consolidated audited financial statements as at and for the year ended June 30, 2022, except for the following:	

- 16.2.1** A show cause notice dated March 16, 2022 was issued under section 11 of the Sales Tax Act, 1990 by the Federal Board of Revenue [FBR] on account of incorrect apportionment of input tax between taxable and non-taxable supplies. After furnishing all necessary information along with documentary evidences, the FBR finalized the proceedings vide order dated October 10, 2022 whereby sales tax demand of PKR 256 million [including penalty] was raised.

Being aggrieved, the Group filed an appeal before the Commissioner (Appeals) who, vide appellate order dated December 21, 2022, has remanded back the matter to FBR with certain directions. The remand back proceedings are yet to be initiated. The management of the Company is confident that the above case would be decided in Group's favor. Accordingly, no provision in this respect has been made in these condensed interim consolidated financial statements.

- 16.2.2** Through Finance Act, 2022, the Government has levied Super Tax on high earning persons under section 4C of the Income Tax Ordinance, 2001 for tax year 2022 and onwards, in addition to corporate tax rate of 29%.

The Company challenged the said levy for tax year 2022 before the Honorable High Court of Sindh who, vide order dated December 22, 2022, has decided the matter in favor of the Company being ultra vires to the Constitution of Pakistan. However, the operation of the said order is suspended for 60 days. Since the decision of the High Court of Sindh can be challenged by the Federal Board of Revenue before the Supreme Court of Pakistan, the Company has not reversed the related provision PKR 916.492 million held in the books till the matter attains finality.

	December 31, 2022 (Unaudited)	June 30, 2022 (Audited)
16.3 Commitments in respect of capital expenditure (Light Ash project of Soda Ash and others)	951,937	1,950,771
16.4 Commitments for rentals under Ijarah contracts in respect of vehicles are as follows:		
Year		
2021-22	-	2,123
2022-23	6,643	8,491
2023-24	7,060	9,043
2024-25	7,519	9,630
2025-26	8,008	10,256
	29,230	39,543
Payable not later than one year	3,322	2,123
Payable later than one year but not later than five years	25,908	37,420
	29,230	39,543
16.5 Outstanding letter of credit (Unutilized PKR 14,175.969 million, June 30, 2022: 9,392.174 million)	2,808,466	10,392,915
16.6 Commitments in respect of post dated cheques	1,037,220	552,082

17 Operating Segment results (Unaudited)

	Polyester					Soda Ash					Pharma					Animal Health				
	For the 3 months ended December 31, 2022	For the 6 months ended December 31, 2022	For the 3 months ended December 31, 2021	For the 6 months ended December 31, 2021	For the 3 months ended December 31, 2022	For the 6 months ended December 31, 2022	For the 3 months ended December 31, 2021	For the 6 months ended December 31, 2021	For the 3 months ended December 31, 2022	For the 6 months ended December 31, 2022	For the 3 months ended December 31, 2021	For the 6 months ended December 31, 2021	For the 3 months ended December 31, 2022	For the 6 months ended December 31, 2022	For the 3 months ended December 31, 2021	For the 6 months ended December 31, 2021	For the 3 months ended December 31, 2022	For the 6 months ended December 31, 2022	For the 3 months ended December 31, 2021	For the 6 months ended December 31, 2021
Turnover - note 17.1 & 17.2	10,114,305	20,495,634	11,253,847	19,917,931	11,577,874	22,738,480	7,152,685	13,446,724	3,117,563	6,085,223	3,017,086	6,129,555	2,389,463	4,261,880	1,815,280	3,407,389				
Sales tax	(1,415,028)	(2,853,751)	(1,606,217)	(2,848,537)	(1,513,681)	(2,975,216)	(854,467)	(1,641,136)	(39,090)	(71,909)	(11,623)	(22,605)	(45,390)	(89,417)	(4,835)	(4,963)				
Commission and discounts/ price adjustment	(52)	(12,534)	(38,270)	(91,550)	(167,414)	(351,046)	(371,057)	(715,082)	(805,841)	(1,585,958)	(870,686)	(1,878,273)	(480,176)	(909,242)	(362,948)	(726,481)				
Net turnover	8,698,755	17,629,349	9,609,360	16,977,844	9,896,779	19,412,218	5,927,131	11,089,706	2,272,632	4,447,356	2,134,767	4,228,677	1,853,897	3,263,221	1,447,497	2,675,945				
Cost of sales - note 17.1 and 18	(8,487,287)	(16,636,100)	(8,134,406)	(14,659,516)	(7,897,541)	(15,020,128)	(4,375,307)	(8,033,013)	(1,478,374)	(2,906,634)	(1,390,775)	(2,761,026)	(1,372,679)	(2,342,335)	(1,025,256)	(1,899,771)				
Gross profit	211,468	993,249	1,474,954	2,318,328	1,999,238	4,392,090	1,551,824	3,056,693	794,258	1,540,722	743,992	1,467,651	481,218	920,886	422,241	776,174				
Selling and distribution expenses	(124,225)	(316,599)	(148,881)	(273,068)	(283,757)	(546,020)	(300,860)	(602,537)	(396,486)	(795,078)	(340,316)	(667,941)	(218,314)	(419,955)	(212,719)	(353,478)				
Administration and general expenses	(32,124)	(64,865)	(30,970)	(71,077)	(300,002)	(550,264)	(242,173)	(462,654)	(110,860)	(181,886)	(88,470)	(151,638)	(28,150)	(52,284)	(15,277)	(26,665)				
Operating result	55,119	611,785	1,295,103	1,974,183	1,415,479	3,295,806	1,008,791	1,991,502	286,812	563,758	315,206	648,072	234,754	448,647	193,245	396,031				

Amounts in PKR '000

	Polyester					Soda Ash					Pharma					Animal Health				
	December 31, 2022 (Unaudited)	June 30, 2022 (Audited)	December 31, 2022 (Unaudited)	June 30, 2022 (Audited)	December 31, 2022 (Unaudited)	June 30, 2022 (Audited)	December 31, 2022 (Unaudited)	June 30, 2022 (Audited)	December 31, 2022 (Unaudited)	June 30, 2022 (Audited)	December 31, 2022 (Unaudited)	June 30, 2022 (Audited)	December 31, 2022 (Unaudited)	June 30, 2022 (Audited)	December 31, 2022 (Audited)	June 30, 2022 (Audited)	December 31, 2022 (Unaudited)	June 30, 2022 (Audited)	December 31, 2022 (Audited)	June 30, 2022 (Audited)

Segment assets	15,625,457	15,971,757	36,580,893	36,580,893	9,368,658	9,368,658	7,480,296	7,480,296	5,696,721	5,696,721	5,032,162	5,032,162	1,018,991	1,018,991	5,343,936	5,343,936				
Segment liabilities	16,727,489	17,907,421	9,764,051	9,764,051	41,912,548	41,912,548	7,675,381	7,675,381	6,574,115	6,574,115	773,209	773,209								

	Chemicals and Agri Sciences					NutriCo Moringa					Others					Group				
	For the 3 months ended December 31, 2022	For the 6 months ended December 31, 2022	For the 3 months ended December 31, 2021	For the 6 months ended December 31, 2021	For the 3 months ended December 31, 2022	For the 6 months ended December 31, 2022	For the 3 months ended December 31, 2021	For the 6 months ended December 31, 2021	For the 3 months ended December 31, 2022	For the 6 months ended December 31, 2022	For the 3 months ended December 31, 2022	For the 6 months ended December 31, 2022	For the 3 months ended December 31, 2021	For the 6 months ended December 31, 2021	For the 3 months ended December 31, 2021	For the 6 months ended December 31, 2021	For the 3 months ended December 31, 2022	For the 6 months ended December 31, 2022	For the 3 months ended December 31, 2021	For the 6 months ended December 31, 2021
Turnover - note 17.1 & 17.2	3,024,350	5,735,188	3,175,337	6,001,786	-	-	3,575,350	7,031,521	316,255	915,747	415,428	982,721	30,347,253	59,575,734	30,037,656	56,063,676				
Sales tax	(279,669)	(533,512)	(299,396)	(582,582)	-	-	-	-	(45,951)	(133,057)	(60,361)	(142,788)	(3,338,809)	(6,656,862)	(2,836,899)	(5,242,611)				
Commission and discounts/ price adjustment	(257,846)	(497,685)	(229,888)	(438,124)	-	-	(172,140)	(346,827)	-	-	-	-	(1,721,799)	(3,336,465)	(2,045,029)	(4,196,937)				
Net turnover	2,486,835	4,700,971	2,646,053	4,981,080	-	-	3,403,210	6,684,694	270,304	782,690	355,067	839,933	25,286,645	49,582,407	25,155,728	46,624,128				
Cost of sales - note 17.1 and 18	(1,903,749)	(3,592,660)	(1,891,976)	(3,643,589)	-	-	(2,684,907)	(5,238,773)	(250,219)	(721,510)	(312,133)	(724,628)	(21,196,962)	(40,564,569)	(19,446,968)	(36,105,494)				
Gross profit	583,086	1,108,311	754,075	1,337,491	-	-	718,303	1,446,121	20,085	61,380	42,934	115,305	4,089,683	9,017,838	5,708,760	10,518,633				
Selling and distribution expenses	(280,479)	(558,477)	(292,343)	(510,496)	-	-	(215,549)	(380,893)	-	-	-	-	(1,303,261)	(2,636,129)	(1,510,688)	(2,788,213)				
Administration and general expenses	(91,119)	(173,252)	(73,350)	(155,691)	-	-	(49,113)	(103,050)	71	(243)	(249)	(364)	(562,224)	(1,022,674)	(500,541)	(971,018)				
Operating result	211,488	375,582	388,382	671,304	-	-	453,641	962,378	20,156	61,137	42,685	114,941	2,224,198	5,359,035	3,697,550	6,759,402				

	Chemicals and Agri Sciences					NutriCo Moringa					Others					Group				
	December 31, 2022 (Unaudited)	June 30, 2022 (Audited)	December 31, 2022 (Unaudited)	June 30, 2022 (Audited)	December 31, 2022 (Unaudited)	June 30, 2022 (Audited)	December 31, 2022 (Unaudited)	June 30, 2022 (Audited)	December 31, 2022 (Unaudited)	June 30, 2022 (Audited)	December 31, 2022 (Unaudited)	June 30, 2022 (Audited)	December 31, 2022 (Unaudited)	June 30, 2022 (Audited)	December 31, 2022 (Audited)	June 30, 2022 (Audited)	December 31, 2022 (Unaudited)	June 30, 2022 (Audited)	December 31, 2022 (Audited)	June 30, 2022 (Audited)

Segment assets	12,266,096	11,416,255	13,799,380	13,799,380	859,861	859,861	907,757	907,757	61,124,817	61,124,817	75,127,149	75,127,149	2,500	2,500	75,129,649	75,129,649				
Unallocated assets																				
Segment liabilities	2,628,265	2,328,549	2,992,347	2,992,347	39,542	39,542	124,659	124,659	13,744,767	13,744,767	24,206,252	24,206,252	36,811,858	36,811,858	41,838,397	41,838,397				
Unallocated liabilities																				

Note: Inter unit current account balances of respective businesses have been eliminated from the total.

	For the 3 months ended December 31, 2022	For the 6 months ended December 31, 2022	For the 3 months ended December 31, 2021	For the 6 months ended December 31, 2021
(Unaudited)				
17.1 Turnover				
Inter-segment sales and purchases have been eliminated from the total	192,557	653,398	367,357	853,951
17.2 Turnover includes export sales made to various countries amounting to:	1,139,763	2,500,856	1,116,409	1,825,550
18 Cost of sales				
Opening stock of raw and packing materials	12,297,770	12,157,401	7,205,385	7,196,354
Purchases	13,042,554	26,177,349	13,812,204	23,311,482
	25,340,324	38,334,750	21,017,589	30,507,836
Closing stock of raw and packing materials	(12,862,323)	(12,862,323)	(9,752,879)	(9,752,879)
Raw and packing materials consumption	12,478,001	25,472,427	11,264,710	20,754,957
Manufacturing costs	7,100,585	13,893,216	4,673,697	8,876,811
	19,578,586	39,365,643	15,938,407	29,631,768
Opening stock of work-in-process	482,850	329,612	206,783	201,744
	20,061,436	39,695,255	16,145,190	29,833,512
Closing stock of work-in-process	(702,950)	(702,950)	(339,420)	(339,420)
Cost of goods manufactured	19,358,486	38,992,305	15,805,770	29,494,092
Opening stock of finished goods	6,377,226	4,276,468	6,395,907	5,129,214
Transfer upon acquisition	-	-	-	1,272,874
Finished goods purchased	1,575,144	3,409,690	4,087,272	7,051,295
	27,310,856	46,678,463	26,288,949	42,947,475
Closing stock of finished goods	(6,113,894)	(6,113,894)	(6,841,981)	(6,841,981)
	21,196,962	40,564,569	19,446,968	36,105,494
18.1 Includes cost in relation to oil, gas and electricity amounting to PKR 9,813.602 million (December 31, 2021: 5,011.538 million)				
19 Taxation				
Current	613,869	1,246,126	941,176	1,785,665
Deferred	(64,542)	36,447	(73,925)	(189,309)
	549,327	1,282,573	867,251	1,596,356
			For the 6 months ended December 31, 2022	For the 6 months ended December 31, 2021
20 Cash flows from operating activities				
Profit before taxation			4,049,480	7,641,374
Adjustments for:				
Depreciation and amortisation			1,499,716	1,445,388
Gain on disposal of operating fixed assets			(6,425)	(18,538)
Unrealised gain on acquisition of NutriCo Pakistan shares			-	(1,847,321)
Provision for non-management staff gratuity and eligible retired employees' medical scheme			19,711	18,784
Provision for staff retirement benefit plan			20,748	21,247
Deferred income- Government grant			(95,554)	(55,080)
Discounting on staff loans			(70,647)	-
Interest on bank deposits			(6,598)	(4,502)
Interest expense			1,053,664	487,456
Allowance for expected credit loss			17,087	19,188
Provision for slow moving and obsolete stock-in-trade			59,771	(4,973)
Provision for slow moving and obsolete stores, spares and consumables			46	6,515
Provisions and accruals no longer required written back			(740)	(8,242)
			6,540,259	7,701,296
Movement in:				
Working capital - note 20.1			(4,356,568)	(3,500,846)
Long-term loans			(64,106)	25,987
Long-term deposits and prepayments			(1,511)	(14,311)
Cash generated from operations			2,118,074	4,212,126

	For the 6 months ended December 31, 2022	For the 6 months ended December 31, 2021
20.1 Movement in working capital		
(Increase) / Decrease in current assets		
Stores, spares and consumables	(132,455)	(132,790)
Stock-in-trade	(2,975,457)	(3,129,121)
Trade debts	(433,985)	(1,133,465)
Loans and advances	(47,970)	(383,048)
Trade deposits and short-term prepayments	(74,518)	(330,418)
Other receivables	(241,781)	470,418
	(3,906,166)	(4,638,424)
Increase in current liabilities		
Trade and other payables	(450,402)	1,137,578
	(4,356,568)	(3,500,846)

21 Transactions with related parties

The related parties comprise the Holding company (Lucky Cement Limited) and related group companies, local associated company, directors of the Company, companies where directors also hold directorship, key employees and staff retirement funds. All the transactions with related parties are entered into at agreed terms duly approved by the Board of Directors of the Group. Details of transactions with related parties, other than those which have been specifically disclosed elsewhere in these consolidated financial statements are as follows:

		For the 3 months ended December 31, 2022	For the 6 months ended December 31, 2022	For the 3 months ended December 31, 2021	For the 6 months ended December 31, 2021
Relationship with the group	Nature of Transaction				
<i>Parent Company</i>	Dividend	-	761,970	-	1,015,960
	Sale of goods and materials	10,693	18,545	133	133
	Purchase of goods, materials and services	9,877	25,768	37,539	51,249
<i>Associated Companies</i>	Royalty	179,283	372,412	157,218	298,818
	Purchase of goods, materials and services	2,984,749	3,176,763	466,041	2,410,928
	Sale of goods and materials	957,200	2,299,625	482,691	707,691
	Donations paid	4,622	36,609	4,900	13,600
	Reimbursement of expenses	-	-	32,070	66,851
	Dividend	-	367,684	-	490,246
<i>Others</i>	Staff retirement benefits	106,100	200,995	97,589	184,839
<i>Key management personnel</i>	Remuneration paid	109,676	388,991	97,486	373,436
	Post employment benefits	12,528	24,022	11,525	22,005
	Director's meeting fee	1,556	2,531	825	1,800
	Dividend	-	35,512	-	51,434

22 Estimates

The preparation of these condensed interim consolidated financial statements, in conformity with approved accounting standards requires the use of certain critical accounting estimates. It also requires management to exercise its judgement in the process of applying the Group's accounting policies. Estimates and judgements are continually evaluated and are based on historical experience and other factors, including expectation of future events that are believed to be reasonable under the circumstances. Actual results may differ from the estimates. During the preparation of these condensed interim financial statements, the significant judgements made by management in applying the Group's accounting policies and the key sources of estimation and assumptions are consistent with those that were applied to the annual audited financial statements of the Group for the year ended June 30, 2022.

23 Standards, amendments and interpretations adopted during the period

The Group has adopted the certain amendments and improvements to the International Financial Reporting Standards (IFRSs) which became effective for the current period as disclosed below. The said amendments did not have any material impact on these condensed interim consolidated financial statements.

Amendments to approved accounting standards

IFRS 3	Reference to the Conceptual Framework (Amendments)
IAS 16	Property, Plant and Equipment: Proceeds before Intended Use (Amendments)
IAS 37	Onerous Contracts – Costs of Fulfilling a Contract (Amendments)

Improvements to Accounting Standards Issued by the IASB (2018-2020 cycle)

IFRS 9	Financial Instruments – Fees in the '10 percent' test for derecognition of financial liabilities
IAS 41	Agriculture – Taxation in fair value measurements
IFRS 16	Leases: Lease incentives

24 Financial risk management

The Group's financial risk management objective and policies are consistent with that disclosed in the financial statements for the year ended June 30, 2022.

25 Subsequent events

- 25.1** The Directors in their meeting held on January 25, 2023 have recommended an interim cash dividend of PKR 10.00 per share in respect of six months ended December 31, 2022 (December 31, 2021: PKR 20.00 per share). The condensed interim consolidated financial statements for the six months ended December 31, 2022 do not include the effect of the above interim dividend which will be accounted for in the period in which it is approved.

- 25.2** Subsequent to the period end, the Holding Company received confirmation from Lotte Chemical Corporation that their board of directors has approved the sale of approximately 75.01% of the issued and paid up capital of Lotte Chemical Pakistan Limited, comprising approximately of 1,135,860,105 ordinary shares to the Holding Company (the 'Proposed Transaction') against the submission of its binding bid dated July 22, 2022. Completion of proposed transaction remains subject to the signing of the Share Purchase Agreement and other transactional document between the parties, along with receipt of necessary approvals, including the Holding Company's Board of Directors.

26 Date of authorisation


The condensed interim consolidated financial information was authorised for issue in the Board of Directors meeting held on January 25, 2023.

27 General

Figures have been rounded off to the nearest thousand rupees except as stated otherwise.


Muhammad Sohail Tabba

Chairman / Director


Asif Jooma

Chief Executive


Atif Aboobakar

Chief Financial Officer

A publication of the Corporate Communications
& Public Affairs Department

Lucky Core Industries Limited

5 West Wharf
Karachi 74000
Pakistan

T + 92 21 3231 3717-22
E ccpa.pakistan@luckycore.com

UAN 111 100 200
www.luckycore.com

